

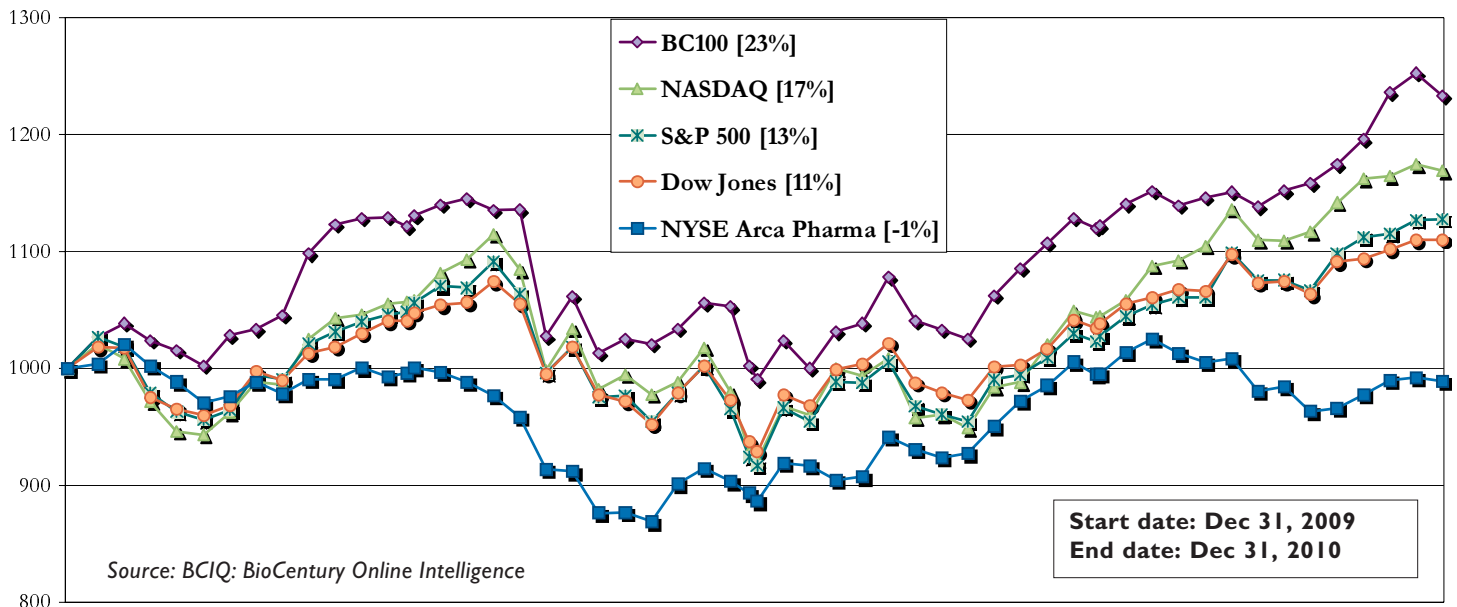
# BioCentury

ESSENTIAL PUBLIC COMPANY BENCHMARKS

## Year End Stock Roundup

# 2010 year end stock roundup

### Market value tracking: Trailing 12 months



The performance of the BioCentury 100, NYSE Arca Pharmaceutical, Dow Jones Industrial Average, Standard & Poor's 500 and the NASDAQ Composite indexes over the past 12 months. Percentage change for the 12-month period in brackets. The values indexed to 1,000 as of Dec. 31, 2009.

### Inside the 2010 year end stock roundup

2010 year end highlights & BioCentury 100 charts

See page 2

Year end price & trading leaders

See page 3

Year end performance of 560 stocks

See page 4

BioCentury's comparison list of 44 industry subgroups

See page 12

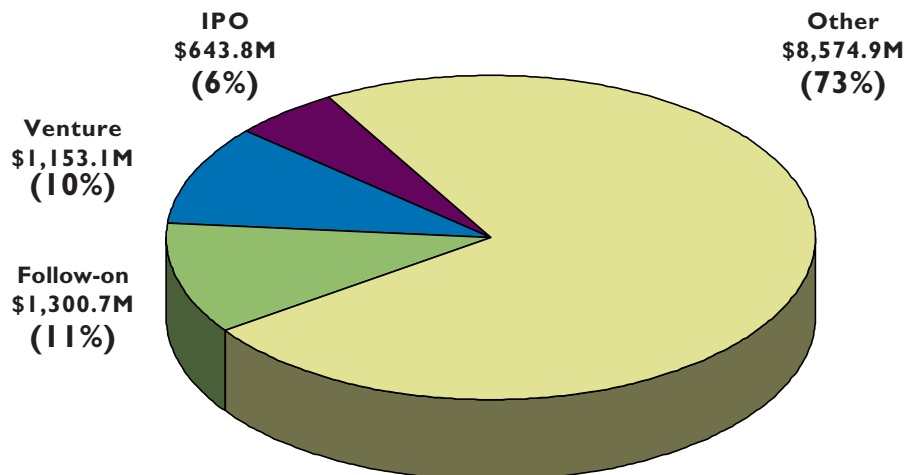
4th quarter price leaders and decliners

See page 18

4th quarter fundraising list

See page 20

### \$11.7 billion raised in the fourth quarter



The list of companies that raised money in the fourth quarter/See page 20  
Source: BCIQ: BioCentury Online Intelligence

# 2010 highlights

## BioCentury 100 Price Level

4Q10	up 10%	2164.07
3 mos	9/30/10	1965.87
6 mos	6/30/10	1759.39
9 mos	3/31/10	1967.89
1 year	12/31/09	1754.76

**Total stocks tracked:** 560  
**Stocks advancing:** 251  
**Stocks declining:** 304

### Price leaders:

Amarin, up 474%  
 PCI, up 371%  
 Mesoblast, up 243%  
 Gentium, up 212%

### Trading leaders:

Gilead, 2,922.5M shares  
 Amgen, 1,679.6M shares  
 Teva, 1,643.1M shares  
 WuXi, 1,164.0M shares

### Leading sectors:\*

Biomanufacturing, up 41.4%  
 Biosimilars, up 34.4%  
 Agbio/Environmental, up 29.7%  
 Proteomics, up 13.5%

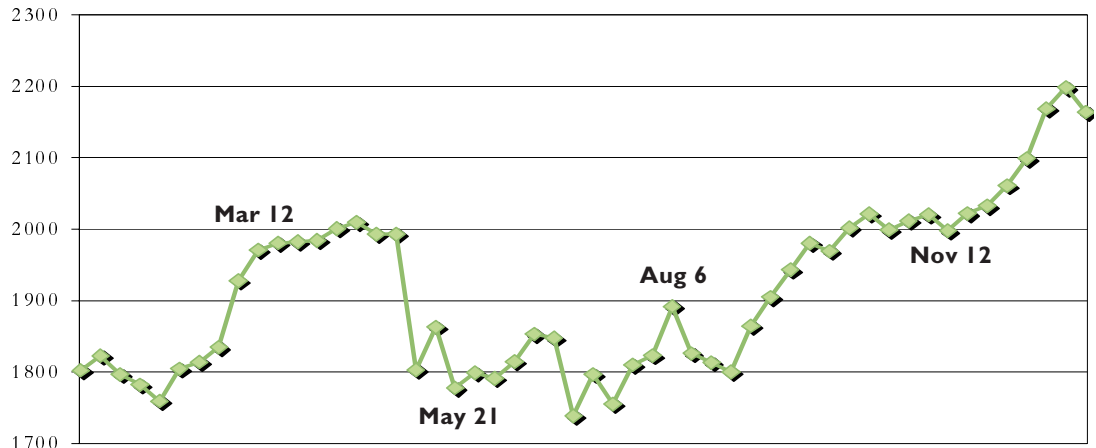
### Trailing sectors:\*

Renal, down 27.5%  
 Chemistry, down 25.3%  
 Transplant, down 24.0%  
 Endocrine, down 23.8%

\* Excludes sectors with fewer than 3 companies.

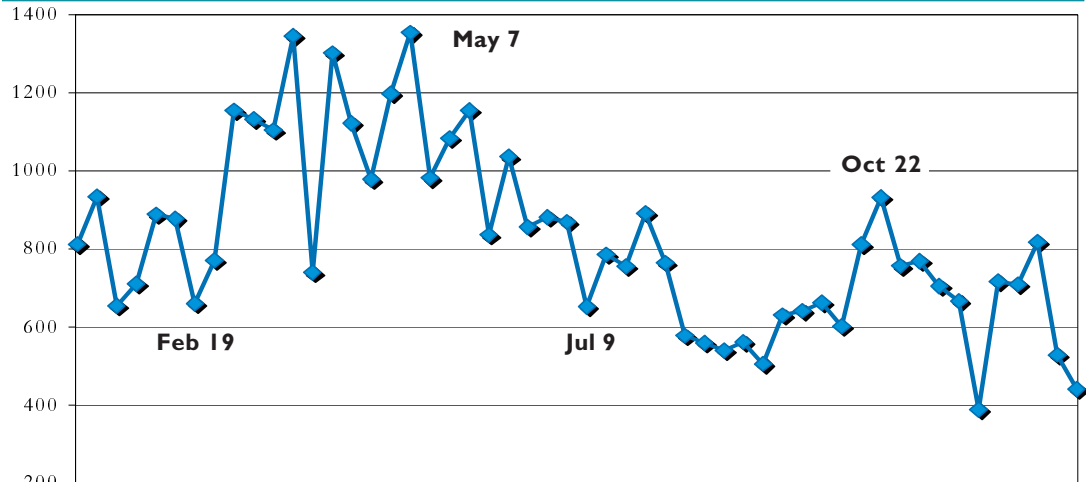
BioCentury currently tracks 560 bioscience stocks that report trades daily. The BioCentury 100 is a subset that comprises the 100 largest biotech companies based on market capitalization as of Sept. 30, 2001. The initial value of the index was 1,000 as of May 10, 1996. Please note that the indicator tracks the aggregate change in the share prices of the group; it is not intended to be a market value measure. In addition, the Bio-Century London index, a market value measure for U.K. bioscience stocks, appeared in the Jan. 3, 2011, issue of BioCentury.

## BioCentury 100 price performance in last four quarters



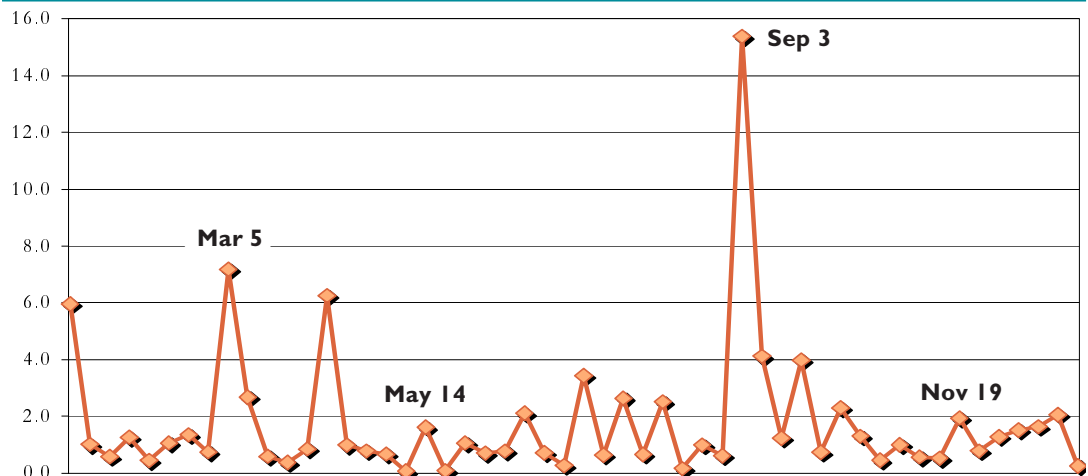
Cumulative weekly close of 100 bioscience stocks, week ended Jan. 8, 2010 through Dec. 31, 2010 (Source: BCIQ: BioCentury Online Intelligence)

## BioCentury 100 trading volume in last four quarters



Cumulative weekly share volume, in millions, of the BioCentury 100 companies (Source: BCIQ: BioCentury Online Intelligence)

## BioCentury 100 ratio of advancing stocks vs. declining stocks



Ratio of advancing share volume vs. declining share volume among BioCentury 100 stocks each week since Jan. 8, 2010. Values greater than 1 reflect advancing volume in excess of declines (Source: BCIQ: BioCentury Online Intelligence)

Price gains in 2010

Stocks with the greatest percentage price increase since Dec. 31, 2009. (Priced above \$2; daily share volume above 1,000. Share figures in 000s.) Footnotes begin on page 10.

Company	Ticker	\$Close			Total vol
		Dec 31	\$chg	%chg	
Amarin <sup>18</sup>	NASDAQ:AMRN	8.20	6.77	474%	218224
PCI <sup>17</sup>	OSE:PCIB	NOK47.1	NOK37.1	371%	3481
Mesoblast <sup>60</sup>	ASX:MSB	A4.67	A3.31	243%	73993
Gentium <sup>18</sup>	NASDAQ:GENT	7.01	4.76	212%	28030
Questcor	NASDAQ:QCOR	14.73	9.98	210%	183007
Somaxon	NASDAQ:SOMX	3.15	2.07	192%	700753
Inhibitex	NASDAQ:INHx	2.60	1.68	183%	63684
Neurocrine	NASDAQ:NBIX	7.64	4.92	181%	157477
InterMune	NASDAQ:ITMN	36.40	23.36	179%	542309
Chelsea	NASDAQ:CHTP	7.50	4.80	178%	135838
Oncolytics <sup>13</sup>	NASDAQ:ONCY	6.70	4.09	157%	59543
Hutchison China <sup>7</sup>	LSE:HCM	500p	300.5p	151%	17045
Caliper	NASDAQ:CALP	6.34	3.80	150%	37258
Jazz	NASDAQ:JAZZ	19.68	11.80	150%	166260
Siga	NASDAQ:SIGA	14.00	8.20	141%	112856
Idenix	NASDAQ:IDIX	5.04	2.89	134%	68591
NPS	NASDAQ:NPSP	7.90	4.50	132%	86717
Emisphere	OTCBB:EMIS	2.41	1.35	127%	48265
Dynavax	NASDAQ:DVAX	3.20	1.78	125%	162742
Ariad	NASDAQ:ARIA	5.10	2.82	124%	459163
CPEX	NASDAQ:CPEX	24.54	13.52	123%	2635
Cleveland Bio	NASDAQ:CBLI	7.22	3.91	118%	29905
Trinity <sup>81</sup>	NASDAQ:TRIB	8.81	4.77	118%	57367
PharmAthene	NYSE-A:PIP	4.23	2.27	116%	253079
Avanir	NASDAQ:AVNR	4.08	2.18	115%	555114
Columbia Labs	NASDAQ:CBRX	2.27	1.19	110%	90793
Pharmasset	NASDAQ:VRUS	43.56	22.86	110%	55963
Illumina	NASDAQ:ILMN	63.34	32.66	106%	387083
ViroPharma	NASDAQ:VPHM	17.32	8.93	106%	238900
Valeant <sup>13,82</sup>	NYSE:VRX	28.29	14.33	103%	891792
Opko	NYSE-A:OPK	3.67	1.84	101%	72915
Algeta <sup>17</sup>	OSE:ALGETA	NOK136.00	NOK67.75	99%	51097
Raptor	NASDAQ:RPTP	3.64	1.81	99%	38624
BioTime	NYSE-A:BTX	8.33	4.10	97%	59133
Response Gntcs	NASDAQ:RGDX	2.48	1.22	97%	3091
Pharmacyclics	NASDAQ:PCYC	6.08	2.94	94%	108647
Sequenom	NASDAQ:SQNM	8.03	3.89	94%	832173
Delcath	NASDAQ:DCTH	9.80	4.69	92%	378166
Theravance	NASDAQ:THRX	25.07	12.00	92%	121408
Depomed	NASDAQ:DEPO	6.36	3.01	90%	112586

Price declines in 2010

Stocks with the greatest percentage price decrease since Dec. 31, 2009. (Priced above \$2; daily share volume above 1,000. Share figures in 000s.) Footnotes begin on page 10.

Company	Ticker	\$Close			Total vol
		Dec 31	\$chg	%chg	
Mondobiotech <sup>9</sup>	SIX:RARE	CHF55.0	-CHF169.9	-76%	47
Affymax	NASDAQ:AFFY	6.65	-18.09	-73%	170789
Vermillion	NASDAQ:VRML	7.52	-19.93	-73%	28952
Adventrx <sup>12</sup>	NYSE-A:ANX	2.61	-6.14	-70%	115039
Newron <sup>9</sup>	SIX:NWRN	CHF5.68	-CHF13.02	-70%	3640
CombiMatrix	NASDAQ:CBMX	2.15	-4.25	-66%	4881
Santhera <sup>9</sup>	SIX:SANN	CHF8.60	-CHF16.75	-66%	2547
Discovery Lab <sup>39</sup>	NASDAQ:DSCOD	3.33	-6.10	-65%	44261
NicOx <sup>5</sup>	Euronext:COX	€2.20	-€3.63	-62%	255439
Devgen <sup>5</sup>	Euronext:DEVG	€4.80	-€7.09	-60%	10023
Medivation	NASDAQ:MDVN	15.17	-22.48	-60%	241538
Cumberland	NASDAQ:CPIX	5.99	-7.60	-56%	19988
Intercell <sup>50</sup>	VSE:ICLL	€11.60	-€14.31	-55%	14323
XenoPort	NASDAQ:XPNT	8.52	-10.03	-54%	297140
Dara BioSci <sup>36</sup>	NASDAQ:DARA	3.30	-3.76	-53%	15874
AMAG Pharma	NASDAQ:AMAG	18.10	-19.93	-52%	146404
China Nuokang <sup>32</sup>	NASDAQ:NKBP	3.79	-4.06	-52%	51244
Xoma <sup>39</sup>	NASDAQ:XOMA	5.13	-5.35	-51%	188480
Deinove <sup>4,5</sup>	Euronext:ALDEI	€4.18	-€4.15	-50%	363
Neovacs <sup>4,5</sup>	Euronext:ALNEV	€2.40	-€2.40	-50%	604
Oragenics <sup>64</sup>	OTCBB:ORNI	3.00	-3.00	-50%	410
Tengion <sup>4</sup>	NASDAQ:TNGN	2.54	-2.46	-49%	3915
CanBas <sup>19</sup>	Tokyo:4575	¥754	-¥678	-47%	26518
Alnylam	NASDAQ:ALNY	9.86	-7.76	-44%	56806
BioPhausia <sup>10</sup>	SSE:BIOP	SEK0.91	-SEK0.72	-44%	343567
ExonHit <sup>5</sup>	Euronext:ALEHT	€2.05	-€1.62	-44%	33621
Idera	NASDAQ:IDRA	2.89	-2.28	-44%	15218
MediGene <sup>2</sup>	Xetra:MDG	€1.99	-€1.59	-44%	50603
RXi Pharma	NASDAQ:RXII	2.58	-2.00	-44%	64183
EntreMed <sup>40</sup>	NASDAQ:ENMD	5.08	-3.72	-42%	14553
Epigenomics <sup>2</sup>	Xetra:ECX	€2.05	-€1.47	-42%	35294
Genfit <sup>5</sup>	Euronext:ALGFT	€4.15	-€2.95	-42%	1007
Cangene <sup>11</sup>	TSX:CNJ	C3.03	-C2.07	-41%	9765
Ipsen <sup>5</sup>	Euronext:IPN	€22.84	-€15.93	-41%	53743
Athersys	NASDAQ:ATHX	2.47	-1.66	-40%	71579
Oncothyreon	NASDAQ:ONTY	3.26	-2.13	-40%	47067
CellSeed <sup>4,29</sup>	JASDAQ:7776	¥921	-¥579	-39%	10219
Vical	NASDAQ:VICL	2.02	-1.27	-39%	126806
Acura	NASDAQ:ACUR	3.31	-2.02	-38%	23573
Albany Mol Res	NASDAQ:AMRI	5.62	-3.46	-38%	20647

Trading leaders in 2010

Stocks with the greatest trading volume in 2010. (Priced above \$2; share figures in 000s.) Footnotes begin on page 10.

Company	Ticker	\$Close			Total vol	Company	Ticker	\$Close			Total vol
		Dec 31	\$chg	%chg				Dec 31	\$chg	%chg	
Gilead	NASDAQ:GILD	36.24	-7.03	-16%	2922457	Celgene	NASDAQ:CELG	59.14	3.46	6%	914171
Amgen	NASDAQ:AMGN	54.90	-1.67	-3%	1679637	Valeant <sup>13,82</sup>	NYSE:VRX	28.29	14.33	103%	891792
Teva <sup>18</sup>	NASDAQ:TEVA	52.13	-4.05	-7%	1643074	Sequenom	NASDAQ:SQNM	8.03	3.89	94%	832173
WuXi <sup>32</sup>	NYSE:WX	16.14	0.18	1%	1163991	Amylin	NASDAQ:AMLN	14.71	0.52	4%	810876
Dendreon	NASDAQ:DNDN	34.92	8.64	33%	1098627	Somaxon	NASDAQ:SOMX	3.15	2.07	192%	700753
Vivus	NASDAQ:VVUS	9.37	0.17	2%	1035607	Elan <sup>18</sup>	NYSE:ELN	5.73	-0.79	-12%	699332
Genzyme	NASDAQ:GENZ	71.20	22.19	45%	947987	PDL BioPharma	NASDAQ:PDLI	6.23	-0.63	-9%	691406
Humn Gnme Sci	NASDAQ:HGSi	23.89	-6.69	-22%	917853	Biogen Idec	NASDAQ:BIIB	67.05	13.55	25%	687413
Shire <sup>77</sup>	NASDAQ:SHPGY	72.38	13.68	23%	914265	Qiagen <sup>35</sup>	NASDAQ:QGEN	19.55	-2.78	-12%	594041

2010 year end results

Stock price and volume performance for 560 bioscience issues that report trades daily. YTD changes and average daily volume are from Dec. 31, 2009, except for companies labeled (4), which went public during the year. In these cases, the price change is based on the IPO price. Other notes are explained at the end of this list. (Share figures in 000s.)

Company	Ticker	\$Close Dec 31	YTD \$chg	YTD %chg	Total vol	Qtr \$chg	Qtr %chg
Astrom <sup>3</sup>	NASDAQ:ASTM	2.56	0.10	4%	204416	1.01	65%
Abcam <sup>6,7</sup>	LSE:ABC	320p	128.5p	67%	83025	-25.4p	-7%
Ablynx <sup>5</sup>	Euronext:ABLX	€7.96	-€0.04	-1%	6587	€0.01	0%
AB Science <sup>4,5</sup>	Euronext:AB	€8.00	-€4.65	-37%	1195	-€2.78	-26%
Acadia	NASDAQ:ACAD	1.20	-0.12	-9%	125985	0.29	32%
Accelrys	NASDAQ:ACCL	8.30	2.57	45%	35551	1.34	19%
Accentia	OTCQB:ABPI	0.80	0.50	167%	29755	-0.21	-21%
Access Pha	OTCBB:ACCP	2.48	-0.81	-25%	9026	0.53	27%
Achillion	NASDAQ:ACHN	4.15	1.04	33%	56193	1.13	37%
Acorda	NASDAQ:ACOR	27.26	2.06	8%	170794	-5.76	-17%
Acrux <sup>8</sup>	ASX:ACR	A3.54	A1.36	62%	83977	A1.15	48%
Actelion <sup>9</sup>	SIX:ATLN	CHF51.20	-CHF4.00	-7%	236004	CHF11.83	30%
Active Biotech <sup>10</sup>	SSE:ACTI	SEK169.00	SEK68.25	68%	18962	SEK48.50	40%
Acura	NASDAQ:ACUR	3.31	-2.02	-38%	23573	0.82	33%
Acusphere	Pink:ACUS	0.07	-0.01	-9%	18997	0.00	5%
Acuvax <sup>8</sup>	ASX:ACU	A0.003	-A0.01	-82%	548768	A0.00	0%
Adamis	OTCBB:ADMP	0.22	-0.11	-33%	27628	-0.01	-2%
Addex <sup>9</sup>	SIX:ADXN	CHF9.81	-CHF3.99	-29%	1939	-CHF0.64	-6%
Adherex <sup>11</sup>	TSX:AHX	C0.06	C0.01	22%	17078	C0.03	83%
Adolor	NASDAQ:ADLR	1.21	-0.25	-17%	67668	0.13	12%
Advanced Life	OTCBB:ADLS	0.04	-0.14	-79%	303486	-0.01	-16%
Adv Medical Sol <sup>7</sup>	LSE:AMS	73p	40.75p	126%	148218	7.75p	12%
Adventrx <sup>12</sup>	NYSE-A:ANX	2.61	-6.14	-70%	115039	0.57	28%
Aegerion <sup>4</sup>	NASDAQ:AEGR	14.17	4.67	49%	2206	4.67	49%
Aeolus	OTCBB:AOLS	0.68	0.20	42%	1471	0.12	21%
Aeterna Zentaris <sup>13</sup>	NASDAQ:AEZS	1.72	0.91	113%	618058	0.42	32%
Affitech <sup>14</sup>	CSE:AFFI	DKK0.44	DKK0.14	47%	84251	DKK0.03	7%
Affymax	NASDAQ:AFFY	6.65	-18.09	-73%	170789	0.70	12%
Affymetrix	NASDAQ:AFFX	5.03	-0.81	-14%	348324	0.47	10%
Agennix <sup>2</sup>	Xetra:AGX	€3.50	-€1.75	-33%	2740	-€0.55	-14%
AGI Therapeutics <sup>15</sup>	LSE:AGI	3.5p	-2p	-36%	39527	-0.25p	-7%
Akela Pharma <sup>11</sup>	TSX:AKL	C0.17	C0.00	0%	11179	C0.07	70%
Albany Mol Res	NASDAQ:AMRI	5.62	-3.46	-38%	20647	-0.76	-12%
Alchemia <sup>8</sup>	ASX:ACL	A0.63	-A0.09	-13%	48776	A0.15	30%
Alere <sup>16</sup>	NYSE:ALR	36.60	-4.91	-12%	209919	5.67	18%
Alexion	NASDAQ:ALXN	80.55	31.73	65%	188039	16.19	25%
Alexza	NASDAQ:ALXA	1.25	-1.15	-48%	155023	-1.92	-61%
Algeta <sup>17</sup>	OSE:ALGETA	NOK136.00	NOK67.75	99%	51097	NOK42.00	45%

Company	Ticker	\$Close Dec 31	YTD \$chg	YTD %chg	Total vol	Qtr \$chg	Qtr %chg
Alimera Sciences <sup>4</sup>	NASDAQ:ALIM	10.38	-0.62	-6%	15110	0.81	8%
Alkermes	NASDAQ:ALKS	12.28	2.87	30%	280652	-2.37	-16%
Allergy Therap <sup>7</sup>	LSE:AGY	8.13p	-6.62p	-45%	30844	-1.87p	-19%
Alliance	Pink:ALLP	0.01	-0.01	-35%	14079	-0.01	-45%
Alliance Pharma <sup>7</sup>	LSE:APH	31p	4.5p	17%	150323	-6.25p	-17%
Allon <sup>11</sup>	TSX:NPC	C0.38	C0.06	19%	19046	-C0.005	-1%
Allos	NASDAQ:ALTH	4.61	-1.97	-30%	326242	-0.11	-2%
Alnylam	NASDAQ:ALNY	9.86	-7.76	-44%	56806	-2.41	-20%
Alseres	Pink:ALSE	0.12	-0.08	-40%	1329	-0.08	-40%
AMAG Pharma	NASDAQ:AMAG	18.10	-19.93	-52%	146404	0.89	5%
Amarillo	OTCBB:AMAR	0.08	-0.09	-53%	18423	0.04	78%
Amarin <sup>18</sup>	NASDAQ:AMRN	8.20	6.77	474%	218224	5.62	218%
Ambrilia <sup>11</sup>	TSX:AMB	C0.02	-C0.01	-40%	15263	C0.00	0%
Amgen	NASDAQ:AMGN	54.90	-1.67	-3%	1679637	-0.21	0%
Amicus Therap	NASDAQ:FOLD	4.70	0.73	18%	15982	0.78	20%
Amorfix <sup>11</sup>	TSX:AMF	C0.47	-C0.12	-20%	23113	C0.12	34%
Amsterdam Mol <sup>5</sup>	Euronext:AMT	€1.88	-€1.15	-38%	6100	-€0.16	-8%
Amylin	NASDAQ:AMLN	14.71	0.52	4%	810876	-6.14	-29%
Amyris <sup>4</sup>	NASDAQ:AMRS	26.68	10.68	67%	8204	9.43	55%
Anacor <sup>4</sup>	NASDAQ:ANAC	5.37	0.37	7%	5342	0.37	7%
Anadys	NASDAQ:ANDS	1.42	-0.69	-33%	125963	-0.90	-39%
Anesiva	Pink:ANSVQ	0.01	-0.16	-97%	45123	0.00	-17%
Angel Biotech <sup>7</sup>	LSE:ABH	0.37p	0.09p	32%	6196075	0.17p	85%
AnGes <sup>19</sup>	Tokyo:4563	¥114,900	¥26,100	-19%	68	¥26,300	30%
AngioGenex	Pink:AGGX	0.03	-0.13	-83%	150	-0.05	-64%
Angiotech <sup>13</sup>	NASDAQ:ANPI	0.32	-0.92	-74%	194529	-0.26	-45%
Anika	NASDAQ:ANIK	6.67	-0.96	-13%	9520	0.66	11%
Antares	NYSE-A:AIS	1.70	0.56	49%	142267	0.25	17%
Anthera <sup>4</sup>	NASDAQ:ANTH	4.88	-2.12	-30%	11229	0.69	16%
Antigenics	NASDAQ:AGEN	1.01	0.37	58%	278492	0.02	2%
Antisoma <sup>7</sup>	LSE:ASM	6.4p	-26.6p	-81%	483519	0.4p	7%
Apollo Cnsltd <sup>8</sup>	ASX:AOP	A0.01	A0.002	20%	676099	-A0.009	-43%
Aposense <sup>4,20</sup>	Tel Aviv:APOS	NIS21.78	-NIS9.72	-31%	20013	NIS1.49	7%
A.P. Pharma	NASDAQ:APPA	0.45	-0.81	-64%	102016	-0.15	-25%
Applied Neuro	Pink:APSN	0.03	-1.09	-98%	3413	-0.01	-22%
Apricus Biosci <sup>21,39</sup>	NASDAQ:APRI	3.47	-0.81	-19%	89240	1.74	101%
Aqua Bounty <sup>7</sup>	LSE:ABTX	14.5p	8.5p	142%	24842	-4p	-22%
Aradigm	OTCBB:ARDM	0.17	0.03	18%	65727	-0.03	-13%
Arca biopharma	NASDAQ:ABIO	3.17	-0.09	-3%	194381	-0.64	-17%
Ardea	NASDAQ:RDEA	26.00	12.00	86%	32391	3.00	13%
Arena	NASDAQ:ARNA	1.72	-1.83	-52%	1619152	0.15	10%
Ariad	NASDAQ:ARIA	5.10	2.82	124%	459163	1.28	34%
Ark <sup>7</sup>	LSE:AKT	4.95p	-9.55p	-66%	126572	0.19p	4%
ArQule	NASDAQ:ARQL	5.87	2.18	59%	135479	0.72	14%

See next page

2010 results,  
from previous page

Company	Ticker	\$Close Dec 31	YTD \$chg	YTD %chg	Total vol	Qtr \$chg	Qtr %chg	Company	Ticker	\$Close Dec 31	YTD \$chg	YTD %chg	Total vol	Qtr \$chg	Qtr %chg
Array BioPharma	NASDAQ:ARRY	2.99	0.18	6%	94796	-0.24	-7%	Biotage <sup>10</sup>	SSE:BIOT	SEK6.70	-SEK0.40	-6%	36348	-SEK0.60	-8%
ARYx	NASDAQ:ARYX	0.27	-2.94	-92%	100907	-0.13	-33%	Biotest <sup>2</sup>	Xetra:BIO	€48.89	€9.99	26%	1141	€13.81	39%
AspenBio	NASDAQ:APPY	0.60	-1.14	-65%	114421	0.09	18%	Biotie <sup>27</sup>	HSE:BTHIV	€0.50	-€0.05	-9%	102026	€0.06	14%
Asterand <sup>7</sup>	LSE:ATD	16.75p	-2.25p	-12%	19311	5.5p	49%	BioTime	NYSE-A:BTX	8.33	4.10	97%	59133	3.58	75%
Athersys	NASDAQ:ATHX	2.47	-1.66	-40%	71579	-0.58	-19%	BioWest Therap <sup>11,85</sup>	TSX:BWE	C0.28	-C0.23	-45%	1817	-C0.02	-5%
Auxilium	NASDAQ:AUXL	21.10	-8.88	-30%	193246	-3.68	-15%	Bone Medical <sup>8</sup>	ASX:BNE	A0.04	-A0.09	-69%	3043	-A0.01	-24%
Avanir	NASDAQ:AVNR	4.08	2.18	115%	555114	0.89	28%	Bruker	NASDAQ:BRKR	16.60	4.54	38%	201406	2.57	18%
Avax	Pink:AVXT	0.04	-0.13	-74%	39135	0.01	47%	BTG <sup>7</sup>	LSE:BGC	231.4p	57.1p	33%	95645	3.4p	1%
Aveo <sup>4</sup>	NASDAQ:AVEO	14.62	5.62	62%	18524	3.48	31%	Cadence	NASDAQ:CADX	7.55	-2.12	-22%	90554	-0.80	-10%
Avexa <sup>8</sup>	ASX:AVX	A0.04	-A0.12	-75%	1154718	A0.008	26%	Caliper	NASDAQ:CALP	6.34	3.80	150%	37258	2.35	59%
AVI BioPharma	NASDAQ:AVII	2.12	0.66	45%	341806	0.29	16%	Calypte	Pink:CBMC	0.01	0.00	-38%	17871	0.00	-33%
Avicena	Pink:AVCE	0.00	-0.01	-99%	366	0.00	-90%	CanBas <sup>19</sup>	Tokyo:4575	¥754	-¥678	-47%	26518	-¥166	-18%
Axis-Shield <sup>22</sup>	LSE:ASD	270p	-119p	-31%	32653	-6p	-2%	Can-Fite <sup>20</sup>	Tel Aviv:CFBI	NIS0.74	NIS0.17	30%	218679	NIS0.19	33%
Bachem <sup>9</sup>	SIX:BANB	CHF56.00	-CHF10.35	-16%	1358	CHF0.70	1%	Cangene <sup>11</sup>	TSX:CNJ	C3.03	-C2.07	-41%	9765	-C0.68	-18%
Basilea <sup>9</sup>	SIX:BSLN	CHF65.00	CHF0.55	1%	9276	CHF3.75	6%	Cardiome <sup>13</sup>	NASDAQ:CRME	6.42	1.97	44%	98146	0.32	5%
Bavarian Nordic <sup>14</sup>	CSE:BAVA	DKK245.0	DKK101.5	71%	14682	DKK48.5	25%	CardioVas Bio	Pink:CVBT	0.34	0.14	70%	66621	0.09	36%
Bellus Health <sup>11</sup>	TSX:BLU	C0.16	-C0.02	-11%	68747	C0.07	78%	Cardium	NYSE-A:CXM	0.39	-0.29	-42%	266539	-0.17	-31%
BioAlliance <sup>5</sup>	Euronext:BIO	€5.50	€0.65	13%	9749	-€0.53	-9%	Catalyst Pharma	NASDAQ:CPRX	0.99	0.36	57%	47588	-0.13	-11%
Biocompatibles <sup>7</sup>	LSE:BI1	395.5p	165.5p	72%	9197	32p	9%	CBio <sup>4,8</sup>	ASX:CBZ	A0.22	-A0.79	-79%	17190	A0.04	23%
Biocon <sup>23</sup>	BSE:BIOCON	Rs421.75	Rs145.45	53%	232548	Rs63.20	18%	Celera	NASDAQ:CRA	6.30	-0.60	-9%	162844	-0.44	-7%
BioCryst	NASDAQ:BCRX	5.17	-1.29	-20%	137946	0.23	5%	Celgene	NASDAQ:CELG	59.14	3.46	6%	914171	1.53	3%
Biodel	NASDAQ:BIOD	1.83	-2.51	-58%	135838	-3.47	-65%	Cell Therap <sup>28</sup>	NASDAQ:CTIC	0.37	-0.78	-68%	5404056	-0.02	-6%
BioDelivery	NASDAQ:BDSI	3.55	-0.38	-10%	36103	0.66	23%	Celldex	NASDAQ:CLDX	4.12	-0.55	-12%	148938	0.12	3%
Biofrontera <sup>2</sup>	Xetra:B8F	€2.04	-€0.26	-11%	3610	-€0.03	-1%	Collectis <sup>5</sup>	Euronext:ALCLS	€7.40	-€2.96	-29%	2458	-€0.65	-8%
BioGaia <sup>10</sup>	SSE:BI0G B	SEK96.00	SEK16.00	20%	6060	SEK6.00	7%	CellSeed <sup>4,29</sup>	JASDAQ:7776	¥921	-¥579	-39%	10219	¥71	8%
Biogen Idec	NASDAQ:BIIB	67.05	13.55	25%	687413	10.93	19%	Cel-Sci	NYSE-A:CVM	0.82	-0.08	-9%	343393	0.18	27%
Bioheart	OTCBB:BHRT	0.33	-0.41	-55%	10320	0.08	32%	Cephalon	NASDAQ:CEPH	61.72	-0.70	-1%	381493	-0.72	-1%
BioInvent <sup>10</sup>	SSE:BINV	SEK29.70	SEK4.30	17%	54408	SEK1.00	3%	Cepheid	NASDAQ:CPHD	22.75	10.27	82%	112590	4.04	22%
Bioject	OTCBB:BJCT	0.07	-0.06	-45%	5522	-0.04	-35%	Cerep <sup>5</sup>	Euronext:ALCER	€1.11	-€0.69	-38%	8740	-€0.53	-32%
BioLineRx <sup>20</sup>	Tel Aviv:BLRX	NIS3.21	-NIS0.46	-13%	194554	-NIS0.01	0%	Cerus	NASDAQ:CERS	2.46	0.47	24%	93799	-1.38	-36%
BioMarin	NASDAQ:BMRN	26.93	8.12	43%	258423	4.58	20%	Charles River	NYSE:CRL	35.54	1.85	5%	297998	2.39	7%
Biomerica	OTCBB:BMRA	0.42	0.01	1%	1134	-0.03	-6%	Chelsea	NASDAQ:CHTP	7.50	4.80	178%	135838	2.38	46%
bioMerieux <sup>5</sup>	Euronext:BIM	€73.82	-€7.86	-10%	12561	-€2.19	-3%	ChemGenex <sup>8</sup>	ASX:CXS	A0.46	-A0.53	-54%	218719	A0.12	34%
BioMimetic	NASDAQ:BMTI	12.70	0.77	6%	29383	1.30	11%	China Medical <sup>30,31</sup>	HKSE:867	HKD7.48	HKD1.63	28%	507875	HKD2.04	38%
Bioniche <sup>11</sup>	TSX:BNC	C1.50	C0.94	168%	34359	-C0.02	-1%	China Nuokang <sup>32</sup>	NASDAQ:NKBP	3.79	-4.06	-52%	51244	-1.21	-24%
Bionor Pharma <sup>17,24</sup>	OSE:BIONOR	NOK1.75	NOK0.19	12%	832409	-NOK2.02	-54%	ChronTech <sup>10,33</sup>	SSE:CTEC	SEK0.36	-SEK0.80	-69%	16632	-SEK0.21	-37%
Bionovo <sup>25</sup>	NASDAQ:BNVI	1.12	-1.26	-53%	48424	-0.48	-30%	Clavis <sup>17</sup>	OSE:CLAVIS	NOK40.20	-NOK13.55	-25%	13976	NOK1.70	4%
BioPhasia <sup>10</sup>	SSE:BIOP	SEK0.91	-SEK0.72	-44%	343567	SEK0.15	20%	Cleveland BioLabs	NASDAQ:CBLI	7.22	3.91	118%	29905	2.06	40%
Bioquanta <sup>5,26</sup>	Euronext:MLBQA	€5.05	€2.38	89%	8	€0.55	12%	Clinical Data	NASDAQ:CLDA	15.91	-2.35	-13%	31949	-0.96	-6%
Bio-Rad Labs	NYSE:BIO	103.85	7.39	8%	17222	13.34	15%	Codexis <sup>4</sup>	NASDAQ:CDXS	10.60	-2.40	-18%	22205	1.00	10%
BioSante	NASDAQ:BPAX	1.64	0.19	13%	152456	-0.04	-2%	Co.don <sup>2</sup>	Xetra:CNW	€1.21	€0.65	115%	1976	-€0.07	-5%
BioSpecifics	NASDAQ:BSTC	25.60	-3.75	-13%	4808	-1.32	-5%	Columbia Labs	NASDAQ:CBRX	2.27	1.19	110%	90793	1.19	110%
Biota <sup>8</sup>	ASX:BTA	A0.99	-A1.42	-59%	229908	A0.04	4%	CombiMatrix	NASDAQ:CBMX	2.15	-4.25	-66%	4881	-0.10	-4%
								Commonwealth Bio	Pink:CBTE	0.06	-0.32	-84%	11108	-0.03	-31%

See next page

2010 results,  
from previous page

Company	Ticker	\$Close Dec 31	YTD \$chg	YTD %chg	Total vol	Qtr \$chg	Qtr %chg	Company	Ticker	\$Close Dec 31	YTD \$chg	YTD %chg	Total vol	Qtr \$chg	Qtr %chg
Complete Genomics <sup>4</sup>	NASDAQ:GNOM	7.47	-1.53	-17%	6231	-1.53	-17%	Endo	NASDAQ:ENDP	35.71	15.19	74%	393712	2.47	7%
Compugen	NASDAQ:CGEN	4.92	0.07	1%	45697	0.20	4%	EntreMed <sup>40</sup>	NASDAQ:ENMD	5.08	-3.72	-42%	14553	1.27	33%
Corcept	NASDAQ:CORT	3.86	1.08	39%	31707	-0.03	-1%	Enzo	NYSE:ENZ	5.28	-0.10	-2%	35358	1.48	39%
CorMedix <sup>4</sup>	NYSE-A:CRMD	1.82	-1.38	-43%	2428	0.24	15%	Enzon	NASDAQ:ENZN	12.16	1.63	15%	155307	0.92	8%
Cornerstone	NASDAQ:CRTX	5.79	-0.31	-5%	11076	-1.27	-18%	EpiCept <sup>41,42</sup>	NASDAQ:EPCT	0.87	-0.87	-50%	169827	0.26	43%
Cortex	OTCBB:CORX	0.17	0.07	65%	23166	0.02	15%	Epigenomics <sup>2</sup>	Xetra:ECX	€2.05	-€1.47	-42%	35294	-€0.40	-16%
Cosmo <sup>9</sup>	SIX:COPN	CHF20.00	-CHF3.35	-14%	1816	CHF2.00	11%	EpiStem <sup>7</sup>	LSE:EHP	390p	-60p	-13%	539	52.5p	16%
CPEX	NASDAQ:CPEX	24.54	13.52	123%	2635	1.51	7%	e-Therapeutics <sup>7</sup>	LSE:ETX	26.5p	-13.5p	-34%	1385	-5.25p	-17%
Crucell <sup>34</sup>	NASDAQ:CRXL	31.33	11.15	55%	155907	-1.93	-6%	Eurand	NASDAQ:EURX	11.83	-1.07	-8%	48291	1.99	20%
CSL <sup>8</sup>	ASX:CSL	A36.29	A3.80	12%	552840	A3.24	10%	Evogene <sup>20</sup>	Tel Aviv:EVGN	NIS20.40	NIS7.65	60%	27709	NIS3.35	20%
Cubist	NASDAQ:CBST	21.40	2.43	13%	165645	-1.99	-9%	Evolva Holding <sup>9</sup>	SIX:EVE	CHF1.55	CHF0.51	49%	55904	-CHF0.78	-33%
Cumberland	NASDAQ:CPIX	5.99	-7.60	-56%	19988	0.18	3%	Evotec <sup>2</sup>	Xetra:EVT	€2.92	€0.79	37%	85422	€0.60	26%
Curasan <sup>2</sup>	Xetra:CUR	€3.10	-€0.29	-9%	2157	-€0.002	0%	Exact Sciences	NASDAQ:EXAS	5.98	2.59	76%	152862	-1.26	-17%
Curis	NASDAQ:CRIS	1.98	-1.27	-39%	121893	0.61	45%	Exelixis	NASDAQ:EXEL	8.21	0.84	11%	319176	4.29	109%
CyBio <sup>2</sup>	Xetra:CQJ	€1.01	-€0.06	-6%	233	€0.10	11%	Exiqon <sup>14</sup>	CSE:EXQ	DKK9.50	DKK2.70	40%	10268	DKK3.55	60%
Cyclacel	NASDAQ:CYCC	1.47	0.43	41%	583113	-0.25	-15%	Flamel	NASDAQ:FLML	6.84	-0.56	-8%	16711	-0.40	-6%
Cypress Bioscience	NASDAQ:CYPB	6.48	0.71	12%	197105	2.63	68%	Fluorotechnics <sup>8</sup>	ASX:FLS	A0.04	-A0.36	-91%	573	A0.00	0%
Cyprotex <sup>7</sup>	LSE:CRX	4.62p	1.37p	42%	70452	-0.38p	-8%	Forticell	Pink:FORBQ	0.03	-0.04	-58%	2539	0.00	-2%
Cytokinetics	NASDAQ:CYTK	2.09	-0.82	-28%	73596	-0.55	-21%	4SC <sup>2</sup>	Xetra:VSC	€3.51	€0.55	19%	2781	€0.71	25%
Cytori <sup>35</sup>	NASDAQ:CYTX	5.19	-0.91	-15%	156350	0.30	6%	Galapagos <sup>43</sup>	Euronext:GLPG	€11.88	€3.68	45%	19165	-€0.01	0%
Cytos <sup>9</sup>	SIX:CYTN	CHF12.50	CHF0.05	0%	4092	-CHF2.75	-18%	Genera Biosystems <sup>8</sup>	ASX:GBI	A0.45	-A0.35	-43%	9726	A0.01	2%
CytRx	NASDAQ:CYTR	1.01	-0.11	-10%	189590	0.26	35%	Generex	OTCBB:GNBT	0.29	-0.24	-45%	647785	-0.20	-41%
Dara BioSciences <sup>36</sup>	NASDAQ:DARA	3.30	-3.76	-53%	15874	0.91	38%	Genfit <sup>5</sup>	Euronext:ALGFT	€4.15	-€2.95	-42%	1007	-€2.02	-33%
Deinove <sup>4,5</sup>	Euronext:ALDEI	€4.18	-€4.15	-50%	363	-€0.96	-19%	Genmab <sup>14</sup>	CSE:GEN	DKK65.5	-DKK16.5	-20%	72881	DKK3.9	6%
Delcath	NASDAQ:DCTH	9.80	4.69	92%	378166	2.60	36%	GenMark Diagnostics <sup>4</sup>	NASDAQ:GNMK	4.09	-1.91	-32%	4474	0.73	22%
Dendreon	NASDAQ:DNDN	34.92	8.64	33%	1098627	-6.26	-15%	Genomic Health	NASDAQ:GHDX	21.39	1.83	9%	37747	8.03	60%
Depomed	NASDAQ:DEPO	6.36	3.01	90%	112586	1.88	42%	genOway <sup>5</sup>	Euronext:ALGN	€2.77	-€0.16	-5%	2998	-€0.32	-10%
Devgen <sup>5</sup>	Euronext:DEVG	€4.80	-€7.09	-60%	10023	-€2.42	-34%	Gen-Probe	NASDAQ:GPRO	58.35	15.43	36%	88098	9.89	20%
diaDexus <sup>37</sup>	OTCBB:DDXS	0.29	-0.20	-41%	28968	0.01	3%	Genta <sup>44</sup>	OTCBB:GNTA	0.03	-8.67	-100%	531770	-0.38	-93%
DiagnoCure <sup>11</sup>	TSX:CUR	C1.02	-C0.02	-2%	9171	-C0.23	-18%	Gentium <sup>18</sup>	NASDAQ:GENT	7.01	4.76	212%	28030	-0.18	-3%
Diamyd <sup>10,38</sup>	SSE:DIAM B	SEK133.50	SEK36.00	37%	19486	SEK1.25	1%	GenVec	NASDAQ:GNVC	0.56	-0.64	-53%	667888	-0.04	-7%
Discovery Lab <sup>39</sup>	NASDAQ:DSCOD	3.33	-6.10	-65%	44261	0.12	4%	Genzyme	NASDAQ:GENZ	71.20	22.19	45%	947987	0.41	1%
DNA Chip Research <sup>19</sup>	Tokyo:2397	¥32,650	-¥7,950	-20%	9	¥4,840	17%	Geron	NASDAQ:GERN	5.19	-0.36	-7%	360108	-0.34	-6%
D-Pharm <sup>20</sup>	Tel Aviv:DPRM	NIS19.18	-NIS9.97	-34%	20560	-NIS2.78	-13%	Gilead	NASDAQ:GILD	36.24	-7.03	-16%	2922457	0.63	2%
Durect	NASDAQ:DRRX	3.45	0.98	40%	55349	0.91	36%	GTx	NASDAQ:GTXI	2.65	-1.55	-37%	56994	-0.79	-23%
DUSA	NASDAQ:DUSA	2.45	0.90	58%	12942	0.00	0%	GW Pharma <sup>7</sup>	LSE:GWP	112.5p	25.5p	29%	22728	13p	13%
D. Western <sup>29</sup>	JASDAQ:4576	¥139	-¥72	-34%	39940	-¥5	-3%	Halozyme	NASDAQ:HALO	7.92	2.05	35%	115254	0.21	3%
Dyax	NASDAQ:DYAX	2.16	-1.23	-36%	135691	-0.21	-9%	Harbor BioSciences <sup>45</sup>	OTCBB:HRBR	0.15	-0.38	-72%	59733	-0.04	-22%
Dynavax	NASDAQ:DVAX	3.20	1.78	125%	162742	1.37	75%	Harvard Bio	NASDAQ:HBIO	4.08	0.51	14%	23986	0.28	7%
Elan <sup>18</sup>	NYSE:ELN	5.73	-0.79	-12%	699332	-0.02	0%	HealthLinx <sup>8</sup>	ASX:HTX	A0.08	-A0.009	-10%	347727	-A0.005	-6%
Elite	OTCBB:ELTP	0.04	-0.07	-64%	38108	-0.02	-33%	Helicos	Pink:HLCS	0.12	-0.91	-89%	132583	-0.36	-76%
Emergent BioSol	NYSE:EBS	23.46	9.87	73%	50735	6.20	36%	Helix <sup>46</sup>	TSX:HBP	C2.57	-C0.64	-20%	8469	C0.04	2%
Emisphere	OTCBB:EMIS	2.41	1.35	127%	48265	1.26	110%	HemaCare	OTCBB:HEMA	0.55	-0.05	-8%	2412	-0.15	-21%

See next page

2010 results,  
from previous page

Company	Ticker	\$Close Dec 31	YTD \$chg	YTD %chg	Total vol	Qtr \$chg	Qtr %chg	Company	Ticker	\$Close Dec 31	YTD \$chg	YTD %chg	Total vol	Qtr \$chg	Qtr %chg
Hemagen	OTCBB:HMGN	0.06	-0.05	-44%	720	0.00	3%	Karo Bio <sup>10</sup>	SSE:KARO	SEK1.97	-SEK5.08	-72%	337796	-SEK3.18	-62%
Hemispherx	NYSE-A:HEB	0.49	-0.07	-12%	283213	-0.07	-12%	Keryx	NASDAQ:KERYX	4.58	2.08	83%	508668	-0.23	-5%
Heska <sup>47</sup>	NASDAQ:HSKAD	4.96	-0.32	-6%	1923	0.46	10%	La Jolla	Pink:LJPC	0.03	-0.14	-84%	241305	-0.01	-26%
Human Genome	NASDAQ:HGSI	23.89	-6.69	-22%	917853	-5.90	-20%	Labopharm <sup>13</sup>	NASDAQ:DDSS	0.97	-1.11	-53%	302601	-0.02	-2%
Human Stem Cell <sup>48</sup>	MICEX:ISKJ	RUB12.87	-RUB5.48	-30%	168940	RUB2.21	21%	Lansen <sup>4,31</sup>	HKSE:503	HKD3.36	-HKD0.55	-14%	924917	-HKD0.15	-4%
Hutchison China <sup>7</sup>	LSE:HCM	500p	300.5p	151%	17045	119p	31%	LCT <sup>51</sup>	ASX:LCT	A0.14	-A0.09	-39%	175898	-A0.04	-23%
Hybrigenics <sup>5</sup>	Euronext:ALHYG	€1.28	-€1.56	-55%	20026	-€0.61	-32%	Lexicon	NASDAQ:LXRX	1.44	-0.26	-15%	311148	-0.16	-10%
Ibex <sup>49</sup>	TSX-V:IBT	C0.17	-C0.09	-33%	3194	-C0.04	-19%	Life Technologies	NASDAQ:LIFE	55.50	3.28	6%	517113	8.81	19%
Icagen <sup>3</sup>	NASDAQ:ICGN	1.77	-1.85	-51%	25380	0.53	43%	LifeCycle Pharma <sup>14</sup>	CSE:LCP	DKK1.31	-DKK3.89	-75%	56672	-DKK2.60	-66%
iCo <sup>49</sup>	TSX-V:ICO	C0.40	-C0.15	-27%	5835	C0.01	3%	Ligand <sup>52</sup>	NASDAQ:LGND	8.92	-4.10	-31%	19062	-0.56	-6%
Idenix	NASDAQ:IDIX	5.04	2.89	134%	68591	1.94	63%	Lipoxen <sup>7</sup>	LSE:LPX	13.5p	3.62p	37%	110894	6.5p	93%
Idera	NASDAQ:IDRA	2.89	-2.28	-44%	15218	-0.40	-12%	Lorus <sup>53,54</sup>	TSX:LOR	C1.09	-C0.86	-44%	2823	C0.01	1%
Idexx	NASDAQ:IDXX	69.22	15.77	30%	70852	7.50	12%	LTT Bio-Pharma <sup>19</sup>	Tokyo:4566	¥21,310	-¥11,490	-35%	335	¥1,160	6%
Illumina	NASDAQ:ILMN	63.34	32.66	106%	387083	14.14	29%	Luminex	NASDAQ:LMNX	18.28	3.35	22%	45324	2.28	14%
Immtech	Pink:IMMP	0.06	0.02	57%	3693	0.01	22%	Manhattan	OTCBB:MHAN	0.02	-0.06	-76%	7005	-0.01	-40%
ImmuCell	NASDAQ:ICCC	3.20	-0.51	-14%	384	0.00	0%	MannKind	NASDAQ:MNKD	8.06	-0.70	-8%	543566	1.30	19%
ImmunoGen	NASDAQ:IMGN	9.26	1.40	18%	203137	2.99	48%	Map Pharmaceuticals	NASDAQ:MAPP	16.74	7.21	76%	44625	1.44	9%
Immunomedics	NASDAQ:IMMU	3.58	0.37	12%	215551	0.37	12%	Marina Biotech <sup>55,75</sup>	NASDAQ:MRNA	1.55	-1.69	-52%	56088	-0.84	-35%
Immunovaccine <sup>49</sup>	TSX-V:IMV	C0.75	-C0.60	-44%	10803	-C0.10	-12%	Marshall Edwards <sup>47</sup>	NASDAQ:MSHL	0.97	-6.03	-86%	2520	-0.20	-17%
ImmuPharma <sup>7</sup>	LSE:IMM	87p	-8.25p	-9%	16461	6.25p	8%	Martek	NASDAQ:MATK	31.30	12.35	65%	120272	8.67	38%
Incyte	NASDAQ:INCY	16.56	7.45	82%	496804	0.57	4%	Maxygen <sup>89</sup>	NASDAQ:MAXY	3.93	-2.16	-35%	50614	-1.86	-32%
Infinity	NASDAQ:INFI	5.93	-0.25	-4%	9779	0.42	8%	Mayne Pharma <sup>8,56</sup>	ASX:MYX	A0.71	A0.05	7%	67560	A0.12	19%
Inhibitex	NASDAQ:INHIX	2.60	1.68	183%	63684	0.80	44%	MDxHealth <sup>5,57</sup>	Euronext:MDXH	€1.49	-€2.70	-64%	7289	-€0.46	-24%
Innate Pharma <sup>5</sup>	Euronext:IPH	€1.17	-€1.24	-51%	9320	-€0.47	-29%	Medgenics <sup>7</sup>	LSE:MEDG	8.87p	1.12p	14%	17378	0.25p	3%
Inovio	NYSE-A:INO	1.15	0.01	1%	128735	-0.10	-8%	MediBIC <sup>19</sup>	Tokyo:2369	¥9,120	¥2,670	41%	256	-¥1,480	-14%
InSite	OTCBB:INSV	0.34	-0.05	-13%	18382	0.06	22%	Medicago <sup>11</sup>	TSX:MDG	C0.61	-C0.06	-9%	69710	C0.22	56%
Insmed	NASDAQ:INSM	0.63	-0.14	-18%	211117	-0.09	-12%	Medicines Co.	NASDAQ:MDCO	14.13	5.79	69%	181106	-0.07	0%
Inspire	NASDAQ:ISPH	8.40	2.88	52%	132819	2.45	41%	MediciNova <sup>58</sup>	NASDAQ:MNOV	4.71	-2.33	-33%	9353	-0.52	-10%
Integra	NASDAQ:IART	47.30	10.43	28%	39883	7.84	20%	MediGene <sup>2</sup>	Xetra:MDG	€1.99	-€1.59	-44%	50603	-€0.53	-21%
IntegraGen <sup>4,5</sup>	Euronext:ALINT	€7.15	-€1.25	-15%	48	-€0.85	-11%	Medinet <sup>19</sup>	Tokyo:2370	¥20,970	¥4,710	29%	1963	-¥7,030	-25%
IntelliPharmaCeutics <sup>13</sup>	NASDAQ:IPCI	2.85	1.29	83%	10248	0.27	10%	Medivation	NASDAQ:MDVN	15.17	-22.48	-60%	241538	2.17	17%
InterCell <sup>50</sup>	VSE:ICLL	€11.60	-€14.31	-55%	14323	-€5.02	-30%	Medivir <sup>10</sup>	SSE:MVIR B	SEK139.75	SEK59.25	74%	13562	SEK21.00	18%
Interleukin Genetics	OTCQB:ILIU	0.30	-0.56	-65%	26441	-0.13	-30%	Meridian Bioscience	NASDAQ:VIVO	23.16	1.61	7%	66575	1.29	6%
InterMune	NASDAQ:ITMN	36.40	23.36	179%	542309	22.78	167%	Merrion <sup>59</sup>	ISE:MERR	€2.70	-€0.90	-25%	3806	-€0.80	-23%
Ipsen <sup>5</sup>	Euronext:IPN	€22.84	-€15.93	-41%	53743	-€1.48	-6%	Mesoblast <sup>60</sup>	ASX:MSB	A4.67	A3.31	243%	73993	A2.10	82%
Ipsogen <sup>5</sup>	Euronext:ALIPS	€6.97	-€1.53	-18%	657	€0.20	3%	Metabolic Explorer <sup>5</sup>	Euronext:METEX	€6.45	-€0.04	-1%	8810	€0.05	1%
Ironwood <sup>4</sup>	NASDAQ:IRWD	10.35	-0.90	-8%	46881	0.17	2%	MethylGene <sup>11</sup>	TSX:MYG	C0.14	-C0.15	-52%	8979	-C0.05	-25%
IS Pharma <sup>7</sup>	LSE:ISPH	82p	5.65p	7%	7166	13.45p	20%	Microbix <sup>11</sup>	TSX:MBX	C0.42	C0.05	12%	8832	C0.09	27%
Isis	NASDAQ:ISIS	10.12	-0.99	-9%	306272	1.72	20%	Micromet	NASDAQ:MITI	8.12	1.46	22%	117248	1.40	21%
Isotechnika <sup>11</sup>	TSX:ISA	C0.25	C0.09	52%	50668	-C0.10	-29%	MiddleBrook	Pink:MBRKQ	0.06	-0.45	-89%	141939	-0.03	-31%
Ista	NASDAQ:ISTA	5.14	0.58	13%	40066	1.04	25%	Miraculins <sup>49</sup>	TSX-V:MOM	C0.12	C0.06	92%	18842	C0.005	5%
Jazz	NASDAQ:JAZZ	19.68	11.80	150%	166260	8.95	83%	Molecular Insight	OTCQB:MIPIQ	0.16	-2.09	-93%	111931	-0.66	-80%
Kamada <sup>20</sup>	Tel Aviv:KMDA	NIS26.40	NIS8.40	47%	92777	NIS5.11	24%	MolMed <sup>61</sup>	Milan:MLM	€0.41	-€1.34	-77%	257077	-€0.05	-11%
								Mologen <sup>2</sup>	Xetra:MGN	€8.60	€1.22	17%	2148	-€0.43	-5%

See next page

2010 results,  
from previous page

Company	Ticker	\$Close Dec 31	YTD \$chg	YTD %chg	Total vol	Qtr \$chg	Qtr %chg	Company	Ticker	\$Close Dec 31	YTD \$chg	YTD %chg	Total vol	Qtr \$chg	Qtr %chg
								Oragenics <sup>64</sup>	OTCBB:ORNI	3.00	-3.00	-50%	410	-3.60	-55%
Momenta	NASDAQ:MNTA	14.97	2.37	19%	190558	-0.08	-1%	OraSure	NASDAQ:OSUR	5.75	0.67	13%	45668	1.70	42%
Mondobiotech <sup>9</sup>	SIX:RARE	CHF55.00	-CHF169.90	-76%	47	-CHF5.95	-10%	Orchid Cellmark	NASDAQ:ORCH	1.98	0.27	16%	7391	0.46	30%
MorphoSys <sup>2</sup>	Xetra:MOR	€18.53	€1.49	9%	15217	€1.86	11%	Ore Pharmaceuticals	Pink:ORXE	0.25	-0.28	-53%	5262	-0.08	-23%
Myrexix <sup>62</sup>	NASDAQ:MYRX	4.16	-0.87	-17%	39794	0.30	8%	Orexigen	NASDAQ:OREX	8.08	0.64	9%	322605	2.15	36%
Myriad Genetics	NASDAQ:MYGN	22.84	-3.25	-12%	366859	6.43	39%	Orexo <sup>10</sup>	SSE:ORX	SEK40.80	SEK4.20	11%	10179	-SEK1.40	-3%
Nabi	NASDAQ:NABI	5.79	0.89	18%	68055	0.99	21%	Osiris	NASDAQ:OSIR	7.79	0.65	9%	25779	0.51	7%
Nanosphere	NASDAQ:NSPH	4.36	-2.08	-32%	20387	-0.67	-13%	Osteologix	OTCBB:OLGX	0.40	-0.11	-22%	1616	-0.13	-25%
Nektar	NASDAQ:NKTR	12.85	3.53	38%	193293	-1.92	-13%	Oxford BioMedica <sup>7</sup>	LSE:OXB	5.53p	-5.72p	-51%	147740	-3.87p	-41%
Neogen	NASDAQ:NEOG	41.03	17.42	74%	21112	7.18	21%	OxiGene <sup>87</sup>	NASDAQ:OXGN	0.23	-0.91	-79%	319960	-0.03	-11%
NeoPharm	Pink:NEOL	0.27	-0.02	-7%	8480	0.03	10%	Oxis <sup>65</sup>	OTCBB:OXIS	0.15	-0.02	-9%	703526	0.03	22%
Neoprobe	OTCBB:NEOP	2.06	0.84	69%	42199	0.18	10%	Oxygen Bio <sup>66</sup>	NASDAQ:OXBT	1.92	-4.06	-68%	9590	-0.61	-24%
NeoStem	NYSE-A:NBS	1.41	-0.14	-9%	71567	-0.62	-31%	Pacgen <sup>49,67</sup>	TSX-V:PGA	C0.05	C0.01	25%	1199	-C0.01	-17%
Neovacs <sup>4,5</sup>	Euronext:ALNEV	€2.40	-€2.40	-50%	604	-€0.60	-20%	Pacific Bio <sup>4</sup>	NASDAQ:PACB	15.91	-0.09	-1%	20828	-0.09	-1%
Neuralstem	NYSE-A:CUR	2.12	0.33	18%	69651	-0.40	-16%	Pain Thera	NASDAQ:PTIE	6.75	1.39	26%	44043	0.57	9%
Neurocrine	NASDAQ:NBIX	7.64	4.92	181%	157477	1.58	26%	Paion <sup>2</sup>	Xetra:PA8	€2.24	-€0.31	-12%	14895	€0.12	6%
NeuroDiscovery <sup>8</sup>	ASX:NDL	A0.04	A0.008	23%	17068	A0.01	43%	Paladin <sup>11</sup>	TSX:PLB	C32.85	C13.10	66%	3038	C5.44	20%
NeurogesX	NASDAQ:NGSX	6.36	-1.35	-18%	12690	-0.55	-8%	Palatin <sup>47</sup>	NYSE-A:PTN	1.35	-2.35	-63%	18613	-0.27	-17%
NeuroSearch <sup>14</sup>	CSE:NEUR	DKK95.0	DKK18.0	23%	38510	DKK12.5	15%	Panacos	Pink:PANC	0.01	-0.01	-70%	18731	0.00	-13%
Newron <sup>9</sup>	SIX:NWRN	CHF5.68	-CHF13.02	-70%	3640	-CHF0.82	-13%	Parexel	NASDAQ:PRXL	21.23	7.13	51%	165561	-1.90	-8%
NextGen <sup>7</sup>	LSE:NGG	0.08p	-0.03p	-27%	112728	0.01p	14%	PCI <sup>17</sup>	OSE:PCIB	NOK47.1	NOK37.1	371%	3481	NOK8.2	21%
NicOx <sup>5</sup>	Euronext:COX	€2.20	-€3.63	-62%	255439	-€0.34	-13%	PDL BioPharma	NASDAQ:PDLI	6.23	-0.63	-9%	691406	0.97	18%
Nile Therapeutics	NASDAQ:NLTX	0.62	-0.59	-49%	18686	-0.01	-2%	Peregrine	NASDAQ:PPHM	2.30	-0.66	-22%	120901	0.85	59%
Northwest	OTCBB:NWBO	0.77	-0.02	-3%	49140	-0.03	-4%	PerkinElmer	NYSE:PKI	25.82	5.23	25%	391249	2.68	12%
NovaBay	NYSE-A:NBV	1.66	-0.40	-19%	6828	-0.12	-7%	Pharmacyclics	NASDAQ:PCYC	6.08	2.94	94%	108647	-2.00	-25%
Novagali <sup>4,5</sup>	Euronext:NOVA	€3.40	€0.00	0%	682	-€0.10	-3%	PharmaGap <sup>49</sup>	TSX-V:GAP	C0.12	-C0.04	-23%	135231	-C0.02	-11%
Novavax	NASDAQ:NVAX	2.43	-0.23	-9%	259813	0.24	11%	Pharmasset	NASDAQ:VRUS	43.56	22.86	110%	55963	14.12	48%
november <sup>2</sup>	Xetra:NBXB	€0.78	€0.03	4%	2106	-€0.08	-9%	PharmAthene	NYSE-A:PIP	4.23	2.27	116%	253079	2.71	178%
Novogen <sup>63</sup>	NASDAQ:NVGN	0.51	-1.95	-79%	46861	-0.07	-12%	Pharmaxis <sup>68</sup>	ASX:PXS	A2.98	A0.26	10%	93163	A0.81	37%
NPS	NASDAQ:NPSP	7.90	4.50	132%	86717	1.06	15%	Pharming <sup>5</sup>	Euronext:PHARM	€0.21	-€0.24	-54%	1636864	€0.02	12%
NuPathe <sup>4</sup>	NASDAQ:PATH	9.06	-0.94	-9%	6632	1.85	26%	Pharmos	Pink:PARS	0.09	0.03	43%	12529	-0.01	-7%
Nuvo <sup>11</sup>	TSX:NRI	C0.15	-C0.17	-52%	139111	-C0.03	-14%	Photocure <sup>17</sup>	OSE:PHO	NOK45.80	NOK0.70	2%	5278	NOK9.00	24%
Nymox	NASDAQ:NYMX	7.04	2.48	54%	24238	3.47	97%	PhotoMedex	NASDAQ:PHMD	5.94	0.24	4%	2970	0.42	8%
OctoPlus <sup>5</sup>	Euronext:OCTO	€1.27	-€0.14	-10%	7568	-€0.03	-2%	Physiomics <sup>7</sup>	LSE:PYC	0.26p	-0.32p	-55%	2152422	0p	0%
Oculus	NASDAQ:OCLS	1.69	-0.14	-8%	35444	0.13	8%	Phytopharm <sup>7</sup>	LSE:PYM	7.3p	-3.45p	-32%	38381	-1.13p	-13%
Omeros	NASDAQ:OMER	8.24	1.22	17%	14397	0.95	13%	Plethora <sup>7</sup>	LSE:PLE	10p	-2p	-17%	28432	-1.5p	-13%
OncoGenex	NASDAQ:OGXI	16.79	-5.49	-25%	19901	1.94	13%	Pluristem Therap <sup>69</sup>	NASDAQ:PSTI	1.43	0.27	23%	26021	-0.06	-4%
Oncolytics <sup>13</sup>	NASDAQ:ONCY	6.70	4.09	157%	59543	1.90	40%	Polydex	Pink:POLXF	0.12	-0.09	-43%	515	0.02	20%
OncoTherapy <sup>19</sup>	Tokyo:4564	¥186,200	¥49,800	37%	359	¥1,200	1%	PolyMedix	OTCBB:PYMX	1.00	-0.37	-27%	40643	0.15	18%
Oncothyreon	NASDAQ:ONTY	3.26	-2.13	-40%	47067	-0.23	-7%	Poniard	NASDAQ:PARD	0.52	-1.31	-72%	289568	-0.06	-10%
Onyx	NASDAQ:ONXX	36.87	7.53	26%	249354	10.49	40%	Pozen	NASDAQ:POZN	6.65	0.67	11%	94569	-0.43	-6%
Opexa	NASDAQ:OPXA	1.47	-0.43	-23%	50799	-0.06	-4%	Prana <sup>70</sup>	NASDAQ:PRAN	1.25	-0.07	-5%	299899	0.08	7%
Opko	NYSE-A:OPK	3.67	1.84	101%	72915	1.43	64%	Prima <sup>8</sup>	ASX:PRR	A0.17	A0.02	13%	1361541	A0.07	70%
Optimer	NASDAQ:OPTR	11.31	0.04	0%	51003	2.14	23%	Probi <sup>10</sup>	SSE:PROB	SEK48.70	-SEK13.05	-21%	4114	-SEK2.30	-5%

See next page

**2010 results,**  
from previous page

Company	Ticker	\$Close Dec 31	YTD \$chg	YTD %chg	Total vol	Qtr \$chg	Qtr %chg	Company	Ticker	\$Close Dec 31	YTD \$chg	YTD %chg	Total vol	Qtr \$chg	Qtr %chg
Progen <sup>71</sup>	ASX:PGL	A0.28	-A0.27	-49%	3040	-A0.07	-20%	Scolr Pharma	NYSE-A:DDD	0.37	-0.11	-23%	22670	-0.19	-34%
Progenics	NASDAQ:PGNX	5.46	1.02	23%	38569	0.41	8%	Seattle Genetics	NASDAQ:SGEN	14.95	4.79	47%	205298	-0.58	-4%
Prometic <sup>11</sup>	TSX:PLI	C0.12	-C0.09	-41%	110861	C0.03	26%	SemBioSys <sup>11</sup>	TSX:SBS	C0.08	-C0.13	-63%	29022	C0.03	67%
Pronova <sup>17</sup>	OSE:PRON	NOK9.4	-NOK8.2	-47%	58041	-NOK1.4	-13%	Senomyx	NASDAQ:SNMX	7.13	3.36	89%	50567	3.15	79%
Pro-Pharmaceuticals	OTCBB:PRWP	0.90	0.62	221%	48274	0.11	14%	Sequenom	NASDAQ:SQNM	8.03	3.89	94%	832173	1.02	15%
ProStrakan <sup>7</sup>	LSE:PSK	103.5p	17p	20%	82794	35p	51%	Sernova <sup>49</sup>	TSX-V:SVA	C0.17	C0.05	36%	16928	C0.02	13%
Protalix <sup>72</sup>	NYSE-A:PLX	9.98	3.36	51%	124586	1.29	15%	Shire <sup>77</sup>	NASDAQ:SHPGY	72.38	13.68	23%	914265	5.10	8%
Protein Polymer	Pink:PPTI	0.00	-0.01	-76%	47407	0.00	-66%	Siga	NASDAQ:SIGA	14.00	8.20	141%	112856	5.54	65%
Proteome Sciences <sup>7</sup>	LSE:PRM	35p	9.5p	37%	59690	5.25p	18%	Silence Therap <sup>7</sup>	LSE:SLN	7.55p	-10.95p	-59%	194754	-5.2p	-41%
Protox <sup>11</sup>	TSX:PRX	C0.71	-C0.14	-16%	23151	C0.32	80%	Simcere <sup>78</sup>	NYSE:SCR	11.41	2.17	23%	47138	1.50	15%
Proximagen <sup>7</sup>	LSE:PRX	152p	42p	38%	11239	43p	39%	Sinclair <sup>7</sup>	LSE:SPH	40.5p	7.5p	23%	84108	14.5p	56%
pSivida <sup>73</sup>	NASDAQ:PSDV	5.11	1.52	42%	19843	0.73	17%	Sinovac	NASDAQ:SVA	4.52	-1.81	-29%	135072	0.62	16%
Qiagen <sup>35</sup>	NASDAQ:QGEN	19.55	-2.78	-12%	594041	1.81	10%	Sirona Biochem <sup>49</sup>	TSX-V:SBM	C0.58	C0.48	480%	7447	C0.43	274%
QLT <sup>13</sup>	NASDAQ:QLTI	7.33	2.37	48%	45354	1.04	17%	SkyePharma <sup>7</sup>	LSE:SKP	31.5p	-56.5p	-64%	5708	-6.5p	-17%
Quantum Genomics <sup>5</sup>	Euronext:MLQGC	€1.50	€0.01	1%	77	-€0.09	-6%	Soligenix	OTCBB:SNGX	0.19	-0.06	-24%	90859	0.01	6%
Questcor	NASDAQ:QCOR	14.73	9.98	210%	183007	4.81	48%	Somaxon	NASDAQ:SOMX	3.15	2.07	192%	700753	-0.74	-19%
Quidel	NASDAQ:QDEL	14.45	0.67	5%	73022	3.46	31%	Sosei <sup>19</sup>	Tokyo:4565	¥135,000	¥30,400	29%	264	¥59,500	79%
Radiant	NYSE-A:RPC	1.01	0.77	321%	372900	0.34	50%	Spectral Diagnostics <sup>11</sup>	TSX:SDI	C0.35	-C0.23	-40%	5909	C0.03	8%
Raptor	NASDAQ:RPTP	3.64	1.81	99%	38624	0.69	23%	Spectrum Pharma	NASDAQ:SPPI	6.87	2.43	55%	160533	2.70	65%
ReGen <sup>74</sup>	LSE:RGT	2.62p	0.24p	10%	160427	1.07p	69%	Starpharma <sup>51</sup>	ASX:SPL	A0.84	A0.14	20%	88479	A0.28	49%
Regeneron	NASDAQ:REGN	32.83	8.65	36%	158602	5.43	20%	StemCells	NASDAQ:STEM	1.08	-0.18	-14%	359455	0.25	30%
RegeneRx	OTCBB:RGRX	0.21	-0.34	-62%	40595	-0.11	-33%	Stentys <sup>4,5</sup>	Euronext:STNT	€9.50	-€2.50	-21%	486	-€2.50	-21%
Reliance GeneMedix <sup>7</sup>	LSE:GMX	2.25p	0.75p	50%	2039	-1p	-31%	Sucampo	NASDAQ:SCMP	3.84	-0.20	-5%	11779	0.09	2%
ReNeuron <sup>7</sup>	LSE:RENE	6.45p	0.4p	7%	253795	1.6p	33%	Summit <sup>7</sup>	LSE:SUMM	2.75p	-2.25p	-45%	81352	0p	0%
Renovo <sup>7</sup>	LSE:RNVO	70.25p	41.5p	144%	135503	40.25p	134%	Sunesis	NASDAQ:SNSS	0.52	-0.55	-51%	876783	0.10	24%
Repligen	NASDAQ:RGEN	4.69	0.58	14%	21818	1.31	39%	SuperGen	NASDAQ:SUPG	2.62	0.00	0%	87422	0.53	25%
Repros <sup>75</sup>	NASDAQ:RPRX	3.04	-0.15	-5%	116038	1.55	104%	Swedish Orphan <sup>10,79</sup>	SSE:SOBI	SEK40.50	SEK12.70	46%	114759	-SEK4.40	-10%
Response Bio <sup>47,76</sup>	TSX:RBM	C0.35	-C0.91	-72%	15829	-C0.08	-18%	Sygnis Pharma <sup>2,41</sup>	Xetra:LIO	€2.12	-€1.24	-37%	848	-€0.33	-13%
Response Genetics	NASDAQ:RGDX	2.48	1.22	97%	3091	0.14	6%	Synairgen <sup>7</sup>	LSE:SNG	25.5p	-8.25p	-24%	9451	0.75p	3%
Resverlogix <sup>11</sup>	TSX:RVX	C2.36	-C0.06	-2%	85464	-C1.66	-41%	Synta	NASDAQ:SNTA	6.12	1.06	21%	49509	2.13	53%
Reva Medical <sup>4,8</sup>	ASX:RVA	A1.24	A0.14	13%	7823	A0.14	13%	Synthemed	OTCBB:SYMD	0.20	0.00	0%	5477	0.16	400%
Rexahn	NYSE-A:RNN	1.12	0.44	65%	257864	-0.04	-3%	Syntopix <sup>7</sup>	LSE:SYN	54.5p	-23p	-30%	751	-9.5p	-15%
Rigel	NASDAQ:RIGL	7.53	-1.98	-21%	97764	-0.88	-10%	Talecris	NASDAQ:TLCR	23.30	1.03	5%	252060	0.42	2%
Rosetta Genomics <sup>18</sup>	NASDAQ:ROSG	0.94	-0.81	-46%	17487	-0.22	-19%	Talon Therap <sup>75,80</sup>	OTCBB:TLON	0.48	-0.28	-37%	34993	0.00	0%
RXi Pharmaceuticals	NASDAQ:RXII	2.58	-2.00	-44%	64183	-0.27	-9%	Targacept	NASDAQ:TRGT	26.50	5.60	27%	34986	4.16	19%
Salix	NASDAQ:SLXP	46.96	21.57	85%	284950	7.24	18%	Targeted Genetics	Pink:TGEN	0.36	0.08	29%	26289	-0.04	-10%
Sangamo	NASDAQ:SGMO	6.64	0.72	12%	65641	3.21	94%	Tecan <sup>9</sup>	SIX:TECN	CHF78.00	CHF0.00	0%	5177	CHF11.35	17%
Sanochemia <sup>2</sup>	Xetra:SAC	€3.90	€1.10	39%	1571	€0.73	23%	Techne	NASDAQ:TECH	65.67	-2.89	-4%	28032	3.94	6%
Santarus	NASDAQ:SNTS	3.27	-1.35	-29%	138180	0.26	9%	Tekmira <sup>25,88</sup>	TSX:TKM	C4.5	-C0.15	-3%	4271	-C2.00	-31%
Santhera <sup>9</sup>	SIX:SANN	CHF8.60	-CHF16.75	-66%	2547	-CHF1.60	-16%	Telik	NASDAQ:TELK	0.76	-0.02	-3%	51262	0.05	7%
Sareum <sup>7</sup>	LSE:SAR	0.28p	-0.12p	-30%	1342499	0p	0%	Tengion <sup>4</sup>	NASDAQ:TNGN	2.54	-2.46	-49%	3915	-0.58	-19%
Savient	NASDAQ:SVNT	11.14	-2.47	-18%	442332	-11.73	-51%	Teva <sup>18</sup>	NASDAQ:TEVA	52.13	-4.05	-7%	1643074	-0.62	-1%
SciClone	NASDAQ:SCLN	4.18	1.85	79%	100873	1.54	58%	Thallion <sup>11</sup>	TSX:TLN	C0.13	C0.02	14%	14755	C0.005	4%
								Theratechnologies <sup>11</sup>	TSX:TH	C5.47	C1.04	23%	51499	C0.69	14%

See next page

2010 results,  
from previous page

Company	Ticker	\$Close Dec 31	YTD \$chg	YTD %chg	Total vol	Qtr \$chg	Qtr %chg	\$Close Dec 31	YTD \$chg	YTD %chg	Total vol	Qtr \$chg	Qtr %chg
Theravance	NASDAQ:THRX	25.07	12.00	92%	121408	4.97	25%						
3SBio <sup>1</sup>	NASDAQ:SSRX	15.18	1.49	11%	163906	2.20	17%						
Threshold	NASDAQ:THLD	1.35	-0.45	-25%	15614	0.08	6%						
ThromboGenics <sup>5</sup>	Euronext:THR	€22.99	€7.92	53%	17409	€4.74	26%						
TiGenix <sup>5</sup>	Euronext:TIG	€1.26	-€2.54	-67%	27663	-€0.35	-22%						
Tissue Regenix <sup>7,86</sup>	LSE:TRX	11.75p	1.75p	18%	27878	-0.5p	-4%						
Titan	OTCBB:TTNP	1.19	-1.12	-48%	26572	0.19	19%						
Tongjitang <sup>81</sup>	NYSE:TCM	4.27	0.47	12%	23796	0.68	19%						
TopoTarget <sup>14</sup>	CSE:TOPO	DKK3.57	DKK0.99	38%	224963	-DKK0.23	-6%						
Transcept	NASDAQ:TSPT	7.40	0.60	9%	7399	0.43	6%						
Transgene <sup>5</sup>	Euronext:TNG	€14.00	-€7.00	-33%	10776	-€2.45	-15%						
Transgenomic	OTCBB:TBIO	0.66	-0.03	-4%	23681	0.26	65%						
Transition Therap <sup>13</sup>	NASDAQ:TTHI	1.94	-1.66	-46%	18244	-1.14	-37%						
T-Ray Science <sup>49</sup>	TSX-V:THZ	C0.18	-C0.04	-17%	6690	C0.005	3%						
Trimeris	NASDAQ:TRMS	2.46	-0.16	-6%	11912	-0.06	-2%						
Trinity <sup>81</sup>	NASDAQ:TRIB	8.81	4.77	118%	57367	2.48	39%						
Trius <sup>4</sup>	NASDAQ:TSRX	3.71	-1.29	-26%	5894	-0.25	-6%						
UCB <sup>5</sup>	Euronext:UCB	€25.67	-€3.55	-12%	81136	€0.26	1%						
Unigene	OTCBB:UGNE	0.68	-0.04	-6%	16265	0.04	6%						
United Therapeutics	NASDAQ:UTHR	63.22	10.57	20%	172997	7.21	13%						
Urigen	Pink:URGP	0.03	-0.07	-68%	19960	-0.03	-50%						
Valeant <sup>13,82</sup>	NYSE:VRX	28.29	14.33	103%	891792	3.24	13%						
Vanda	NASDAQ:VNDA	9.46	-1.79	-16%	100044	2.78	42%						
Vectura <sup>7</sup>	LSE:VEC	70p	-5.5p	-7%	144867	18.75p	37%						
Ventrus Bio <sup>4</sup>	NASDAQ:VTUS	6.62	0.62	10%	567	0.62	10%						
Vermillion	NASDAQ:VRML	7.52	-19.93	-73%	28952	2.00	36%						
Vernalis <sup>7</sup>	LSE:VER	40.25p	-46.75p	-54%	16473	3.25p	9%						
Vertex	NASDAQ:VRTX	35.03	-7.82	-18%	450550	0.46	1%						
Via Pharmaceuticals	Pink:VIAP	0.04	-0.16	-80%	6015	-0.06	-60%						
Vical	NASDAQ:VICL	2.02	-1.27	-39%	126806	-0.21	-9%						
ViroPharma	NASDAQ:VPHM	17.32	8.93	106%	238900	2.41	16%						
Vivalis <sup>5</sup>	Euronext:VLS	€7.36	-€2.28	-24%	6309	€0.74	11%						
Vivus	NASDAQ:VVUS	9.37	0.17	2%	1035607	2.68	40%						
Willex <sup>2</sup>	Xetra:WL6	€4.32	€0.67	18%	9452	-€0.38	-8%						
WuXi <sup>32</sup>	NYSE:WX	16.14	0.18	1%	1163991	-1.02	-6%						
XenoPort	NASDAQ:XPNT	8.52	-10.03	-54%	297140	1.41	20%						
Xoma <sup>39</sup>	NASDAQ:XOMA	5.13	-5.35	-51%	188480	2.08	68%						
XTL <sup>83</sup>	Tel Aviv:XTL	NIS0.68	NIS0.41	150%	69619	NIS0.31	81%						
YM BioSciences <sup>13</sup>	NYSE-A:YMI	2.33	0.98	73%	190637	0.63	37%						
Zaliscus <sup>84</sup>	NASDAQ:ZLCS	1.58	0.75	90%	353813	0.28	22%						
Zealand Pharma <sup>4,14</sup>	CSE:ZEAL	DKK70	-DKK16	-19%	209	-DKK16	-19%						
Ziopharm	NASDAQ:ZIOP	4.66	1.70	57%	94105	0.91	24%						
Zogenix <sup>4</sup>	NASDAQ:ZGNX	5.67	1.67	42%	6789	1.67	42%						

(1) Volume is of ADS (ADS = 7 shares).  
 (2) Trades on Xetra. Price in euros. € = \$1.3146  
 (3) Reverse split shares 1-for-8: Aastrom on 2/18; Icaegen on 9/22. Price and volume adjusted to reflect split.  
 (4) IPO during the year. Price change from IPO price.  
 (5) Trades on Euronext. Price in euros.  
 (6) Split shares 5-for-1: Abcam on 11/15. Price and volume adjusted to reflect split.  
 (7) Trades on London Stock Exchange (LSE). Price in British pounds. £ = \$1.5436  
 (8) Trades on Australian Stock Exchange (ASX). Price in Australian dollars. A\$ = US\$1.0033  
 (9) Trades on Swiss Stock Exchange (SIX). Price in Swiss francs. CHF = \$1.0416  
 (10) Trades on Stockholm Stock Exchange (SSE). Price in Swedish krone. SEK = \$0.1463  
 (11) Trades on Toronto Stock Exchange (TSX). Price in Canadian dollars. C\$ = US\$0.9934  
 (12) Reverse split shares 1-for-25: Adventrx on 4/26. Price and volume adjusted to reflect split.  
 (13) Includes volume from TSX.  
 (14) Trades on Copenhagen Stock Exchange (CSE). Price in Danish krone. DKK = \$0.1764  
 (15) Includes volume from LSE and Irish Stock Exchange (ISE). Price in British pounds.  
 (16) Name changed from Inverness Medical Innovations Inc..  
 (17) Trades on Oslo Stock Exchange (OSE). Price in Norwegian krone. NOK = \$0.1675  
 (18) Volume is of ADS (ADS = 1 share).  
 (19) Trades on Tokyo Stock Exchange. Price in Yen. ¥ = \$0.0121  
 (20) Trades on Tel Aviv Stock Exchange. Price in Israeli shekel. NIS = \$0.2785  
 (21) Name changed from NexMed Inc.  
 (22) Includes volume from LSE and OSE. Price in British pounds.  
 (23) Includes volume from Bombay Stock Exchange (BSE) and National Stock Exchange (NSE). Price in Indian rupee. Rs = \$0.0221  
 (24) Name changed from Nutri Pharma ASA.  
 (25) Reverse split shares 1-for-5: Bionovo on 8/31; Tekmira on 11/4. Price and volume adjusted to reflect split.  
 (26) Name changed from BioQuanta Corp.  
 (27) Trades on Helsinki Stock Exchange (HSE). Price in euros.  
 (28) Includes volume from Milan Stock Exchange.  
 (29) Trades on Japan Securities Dealers Association Quotation (JASDAQ). Price in Yen.  
 (30) 4Q10 and 2010 performance since Sept. 28, when company listed on the HKSE.  
 (31) Trades on Hong Kong Stock Exchange (HKSE). Price in Hong Kong dollars. HKD = \$0.1285  
 (32) Volume is of ADS (ADS = 8 shares).  
 (33) Name changed from Tripep AB.  
 (34) Includes volume from Euronext and converted ADSs (ADS = 1 share).  
 (35) Includes volume from Xetra.  
 (36) Reverse split shares 1-for-16: Dara BioSciences on 5/13. Price and volume adjusted to reflect split.  
 (37) Name changed from VaxGen Inc.  
 (38) Split shares 2-for-1: Diamyd on 1/26. Price and volume adjusted to reflect split.  
 (39) Reverse split shares 1-for-15: APRI on 6/21; Xoma on 8/18; Discovery Lab on 12/28. Price and volume adjusted to reflect split.  
 (40) Reverse split shares 1-for-11: EntreMed on 7/1. Price and volume adjusted to reflect split.  
 (41) Reverse split shares 1-for-3: EpiCept on 1/15; Sygnis Pharma on 12/22. Price and volume adjusted to reflect split.

See next page

**2010 results,**  
from previous page,

- (42) Includes volume from SSE.
- (43) Includes volume from Euronext and The Pink Sheets. Price in euros.
- (44) Reverse split shares 1-for-100: Genta on 8/2. Price and volume adjusted to reflect split.
- (45) Name changed from Hollis-Eden Pharmaceuticals Inc.
- (46) Includes volume from TSX and Xetra. Price in Canadian dollars.
- (47) Reverse split shares 1-for-10: Marshall Edwards on 4/1; Response Biomedical on 5/28; Palatin on 9/27; Heska on 12/30. Price and volume adjusted to reflect split.
- (48) Trades on Moscow Interbank Currency Exchange (MICEX). Price in Russian ruble. RUB = \$0.0328
- (49) Trades on TSX Ventures (TSX-V). Price in Canadian dollars.
- (50) Includes volume from Vienna Stock Exchange (VSE) and OTCQX (ADS = 1 share). Price in euros
- (51) Includes volume from ASX and OTCQX (ADS = 10 shares). Price in Australian dollars
- (52) Reverse split shares 1-for-6: Ligand on 11/19. Price and volume adjusted to reflect split.
- (53) Reverse split shares 1-for-30: Lorus on 6/1. Price and volume adjusted to reflect split.
- (54) Includes volume from TSX and The Pink Sheets. Price in Canadian dollars.
- (55) Name changed from MDRNA Inc.
- (56) Name changed from HalcyGen Pharmaceuticals Ltd.
- (57) Name changed from OncoMethylome Sciences S.A.
- (58) Includes volume from Osaka Stock Exchange.
- (59) Trades on ISE. Price in euros.
- (60) Includes volume from ASX and The Pink Sheets. Price in Australian dollars.
- (61) Trades on Milan Stock Exchange. Price in euros.
- (62) Name changed from Myriad Pharmaceuticals Inc.
- (63) Includes volume from ASX and converted ADSs (ADS = 5 shares).
- (64) Reverse split shares 1-for-20: Oragenics on 9/28. Price and volume adjusted to reflect split.
- (65) Includes volume from Euronext.
- (66) Includes volume from SIX.
- (67) Reverse split shares 1-for-2: Pacgen on 6/8. Price and volume adjusted to reflect split.
- (68) Includes volume from ASX and The Pink Sheets (ADS = 15 shares). Price in Australian dollars
- (69) Includes volume from Tel Aviv Stock Exchange and converted ADSs (ADS = 1 share).
- (70) Includes volume from ASX and converted ADSs (ADS = 10 shares).
- (71) Includes volume from ASX and The Pink Sheets (ADS = 1 share). Price in Australian dollars
- (72) Includes volume from Tel Aviv Stock Exchange.
- (73) Includes volume from ASX.
- (74) Includes volume from LSE and The Pink Sheets (ADS = 200 shares). Price in British pounds
- (75) Reverse split shares 1-for-4: Marina on 7/22; Talon on 9/13; Repros on 10/15. Price and volume adjusted to reflect split.
- (76) Includes volume from TSX and OTC Bulletin Board. Price in Canadian dollars.
- (77) Includes volume from LSE and converted ADSs (ADS = 3 shares).
- (78) Volume is of ADS (ADS = 2 shares).
- (79) Name changed from Biovitrum AB.
- (80) Name changed from Hana Biosciences Inc.
- (81) Volume is of ADS (ADS = 4 shares).
- (82) Name changed from Biovail Corp.
- (83) Includes volume from Tel Aviv Stock Exchange and The Pink Sheets. Price in Israeli shekel.
- (84) Name changed from CombinatoRx Inc.

See next page

## BioCentury®

BioCentury's mission is to provide value-added business information & analysis for life science companies, investors, academia and government on the strategic issues essential to the formation, development and sustainability of life science ventures.

### BioCentury Publications, Inc.

### BioCentury International Inc.

#### Main Offices

PO Box 1246  
San Carlos CA 94070-1246  
+1 650-595-5333; Fax: +1 650-595-5589

**Chicago:** +1 312-755-0798; Fax: +1 312-755-0658

**Washington, DC:** +1 202-462-9582; Fax: +1 202-667-2922

**Oxford, UK:** +44 (0)1865-512184; Fax: +1 650-595-5589

[www.biocentury.com](http://www.biocentury.com)

#### Corporate

Karen Bernstein, Ph.D., Chairman & Editor-in-Chief  
David Flores, President & CEO  
Thomas C. Carey, Vice President/Commercial Operations  
Bennet Weintraub, Vice President/Administration & CFO  
Kris Hall, Executive Administrator

Eric Pierce, Publisher  
Tim Tulloch, Associate Publisher  
Jeffrey Fitzgerald, Director/Multimedia  
Julia Kulikova, Director/Production & Information Services  
Susan Morgan, Director/Administration & Human Resources  
Jennifer Policky, Director/Online Product Development  
Jenny Nichols, Production

#### Subscriber Services

Subscriber Services: [subscribe@biocentury.com](mailto:subscribe@biocentury.com)  
Account Managers: Orlando Abello, Michelle Ortega,  
Graham Pairman, Ron Rabinowitz

#### Business Services

Accounting & Billing: [finance@biocentury.com](mailto:finance@biocentury.com)  
Conferences: [conferences@biocentury.com](mailto:conferences@biocentury.com)  
Data Solutions Support: [support@biocentury.com](mailto:support@biocentury.com)  
Privacy Policy: [privacy@biocentury.com](mailto:privacy@biocentury.com)  
Reprints/Permissions: [businessservices@biocentury.com](mailto:businessservices@biocentury.com)

#### Privacy & Advertising

In accordance with its [Privacy Policy](#), BioCentury does NOT sell or rent its customer information or usage data to third parties.

BioCentury does NOT sell advertising in any of its publications. BioCentury is pleased to acknowledge its conference partners and sponsors through promotional announcements in its publications and on its website, but such announcements do not constitute paid advertising.

## Sector performance in 2010

Stock performance by broad industry groupings. Median percentage changes calculated for each group. Companies may appear on more than one list. As a benchmark, the BioCentury 100 price level was up 23% for the year. Footnotes begin on page 10. (Share figures in 000s.)

Company	\$Close Dec 31	YTD \$chg	YTD %chg	Total vol	Company	\$Close Dec 31	YTD \$chg	YTD %chg	Total vol
<b>ADMET</b>					<b>Pharmacyclics</b>	6.08	2.94	94%	108647
Asterand <sup>7</sup>	16.75p	-2.25p	-12%	19311	Pharmaxis <sup>68</sup>	A2.98	A0.26	10%	93163
Cerep <sup>5</sup>	€1.11	-€0.69	-38%	8740	Prima <sup>8</sup>	A0.17	A0.02	13%	1361541
Cyprotex <sup>7</sup>	4.62p	1.37p	42%	70452	Prometic <sup>11</sup>	C0.12	-C0.09	-41%	110861
PharmaGap <sup>49</sup>	C0.12	-C0.04	-23%	135231	Questcor	14.73	9.98	210%	183007
<b>Group (4 companies)</b>			<b>-17.2%</b>		Repligen	4.69	0.58	14%	21818
					Rigel	7.53	-1.98	-21%	97764
<b>Agbio/Environmental</b>					Salix	46.96	21.57	85%	284950
Aqua Bounty <sup>7</sup>	14.5p	8.5p	142%	24842	Seattle Genetics	14.95	4.79	47%	205298
Bioniche <sup>11</sup>	C1.50	C0.94	168%	34359	Synta	6.12	1.06	21%	49509
Deinove <sup>4,5</sup>	€4.18	-€4.15	-50%	363	Targeted Gntcs	0.36	0.08	29%	26289
Devgen <sup>5</sup>	€4.80	-€7.09	-60%	10023	Teva <sup>18</sup>	52.13	-4.05	-7%	1643074
Evogene <sup>20</sup>	NIS20.40	NIS7.65	60%	27709	UCB <sup>5</sup>	€25.67	-€3.55	-12%	81136
Metabolic Explr <sup>5</sup>	€6.45	-€0.04	-1%	8810	Vertex	35.03	-7.82	-18%	450550
<b>Group (6 companies)</b>			<b>29.7%</b>		Xoma <sup>39</sup>	5.13	-5.35	-51%	188480
					Zalucus <sup>84</sup>	1.58	0.75	90%	353813
<b>Antibodies</b>					<b>Group (66 companies)</b>			<b>-7.9%</b>	
Abcam <sup>6,7</sup>	320p	128.5p	67%	83025					
Ablynx <sup>5</sup>	€7.96	-€0.04	-1%	6587	<b>Bioinformatics</b>				
Affitech <sup>14</sup>	DKK0.44	DKK0.14	47%	84251	Accelrys	8.30	2.57	45%	35551
Biolinvent <sup>10</sup>	SEK29.70	SEK4.30	17%	54408	CombiMatrix	2.15	-4.25	-66%	4881
Crucell <sup>34</sup>	31.33	11.15	55%	155907	<b>Group (2 companies)</b>			<b>-10.8%</b>	
Dyax	2.16	-1.23	-36%	135691	<b>Biomufacturing</b>				
Genmab <sup>14</sup>	DKK65.50	-DKK16.50	-20%	72881	Amyris <sup>4</sup>	26.68	10.68	67%	8204
Immunomedics	3.58	0.37	12%	215551	Angel Bio <sup>7</sup>	0.37p	0.09p	32%	6196075
MorphoSys <sup>2</sup>	€18.53	€1.49	9%	15217	Biocon <sup>23</sup>	Rs421.75	Rs145.45	53%	232548
PDL BioPharma	6.23	-0.63	-9%	691406	Genium <sup>18</sup>	7.01	4.76	212%	28030
Xoma <sup>39</sup>	5.13	-5.35	-51%	188480	Medicago <sup>11</sup>	C0.61	-C0.06	-9%	69710
XTL <sup>83</sup>	NIS0.68	NIS0.41	150%	69619	Pharming <sup>5</sup>	€0.21	-€0.24	-54%	1636864
<b>Group (12 companies)</b>			<b>10.1%</b>		Protalix <sup>72</sup>	9.98	3.36	51%	124586
					Vivalis <sup>5</sup>	€7.36	-€2.28	-24%	6309
<b>Autoimmune</b>					<b>Group (8 companies)</b>			<b>41.4%</b>	
AB Science <sup>4,5</sup>	€8.00	-€4.65	-37%	1195	<b>Biopharmaceuticals</b>				
Acorda	27.26	2.06	8%	170794	Amgen	54.90	-1.67	-3%	1679637
Active Bio <sup>10</sup>	SEK169.00	SEK68.25	68%	18962	Biogen Idec	67.05	13.55	25%	687413
Addex <sup>9</sup>	CHF9.81	-CHF3.99	-29%	1939	Genzyme	71.20	22.19	45%	947987
Aeolus	0.68	0.20	42%	1471	Gilead	36.24	-7.03	-16%	2922457
					<b>Group (4 companies)</b>			<b>11.2%</b>	
					<b>Biosimilars</b>				
					Biocon <sup>23</sup>	Rs421.75	Rs145.45	53%	232548
					Momenta	14.97	2.37	19%	190558
					Protalix <sup>72</sup>	9.98	3.36	51%	124586
					Reliance Gene <sup>7</sup>	2.25p	0.75p	50%	2039
					Teva <sup>18</sup>	52.13	-4.05	-7%	1643074
					3SBio <sup>1</sup>	15.18	1.49	11%	163906
					<b>Group (6 companies)</b>			<b>34.4%</b>	
					<b>Cancer</b>				
					AB Science <sup>4,5</sup>	€8.00	-€4.65	-37%	1195
					Accentia	0.80	0.50	167%	29755
					Access Pharma	2.48	-0.81	-25%	9026
					Active Bio <sup>10</sup>	SEK169.00	SEK68.25	68%	18962
					Acuvax <sup>8</sup>	A0.003	-A0.01	-82%	548768
					Adherex <sup>11</sup>	C0.06	C0.01	22%	17078

### 2010 results, from previous page,

(85) Began trading on TSX on 3/24. Year-to-date price change from opening price on 3/24. Price in Canadian dollars.

(86) Listed on LSE on 6/29 after merging with Oxeco. Year-to-date price change from opening price on 6/29. Price in British pounds.

(87) Includes volume from SSE through 7/1.

(88) Includes volume from TSX and NASDAQ since 11/15. Price in Canadian dollars.

(89) On 12/15, Maxygen Inc. shareholders received 0.19 share of Codexis Inc. common stock and \$1 in cash for each share of Maxygen held.

See next page

**Sector Performance,**  
*from previous page*

	\$Close	YTD	YTD	Total	\$Close	YTD	YTD	Total	\$Close	YTD	YTD	Total		
Company	Dec 31	\$chg	%chg	vol	Company	Dec 31	\$chg	%chg	vol	Company	Dec 31	\$chg	%chg	vol
Advanced Life	0.04	-0.14	-79%	303486	Exelixis	8.21	0.84	11%	319176	Photocure <sup>17</sup>	NOK45.8	NOK0.7	2%	5278
Adventrx <sup>12</sup>	2.61	-6.14	-70%	115039	ExonHit <sup>5</sup>	€2.05	-€1.62	-44%	33621	Poniard	0.52	-1.31	-72%	289568
Aeterna <sup>13</sup>	1.72	0.91	113%	618058	45C <sup>2</sup>	€3.51	€0.55	19%	2781	Prima <sup>8</sup>	A0.17	A0.02	13%	1361541
Affitech <sup>14</sup>	DKK0.44	DKK0.14	47%	84251	Genmab <sup>14</sup>	DKK65.5	-DKK16.5	-20%	72881	Progen <sup>71</sup>	A0.28	-A0.27	-49%	3040
Agennix <sup>2</sup>	€3.50	-€1.75	-33%	2740	Genta <sup>44</sup>	0.03	-8.67	-100%	531770	Progenics	5.46	1.02	23%	38569
Alchemia <sup>8</sup>	A0.63	-A0.09	-13%	48776	GenVec	0.56	-0.64	-53%	667888	Prometic <sup>11</sup>	C0.12	-C0.09	-41%	110861
Alexion	80.55	31.73	65%	188039	Geron	5.19	-0.36	-7%	360108	Pro-Pharma	0.90	0.62	221%	48274
Algeta <sup>17</sup>	NOK136.00	NOK67.75	99%	51097	GTx	2.65	-1.55	-37%	56994	Protox <sup>11</sup>	C0.71	-C0.14	-16%	23151
Allos	4.61	-1.97	-30%	326242	Halozyme	7.92	2.05	35%	115254	pSivida <sup>73</sup>	5.11	1.52	42%	19843
Ambrilia <sup>11</sup>	C0.02	-C0.01	-40%	15263	Harbor BioSci <sup>45</sup>	0.15	-0.38	-72%	59733	QLT <sup>13</sup>	7.33	2.37	48%	45354
Anadys	1.42	-0.69	-33%	125963	Helix <sup>46</sup>	C2.57	-C0.64	-20%	8469	Raptor	3.64	1.81	99%	38624
AngioGenex	0.03	-0.13	-83%	150	Human Genome	23.89	-6.69	-22%	917853	Regeneron	32.83	8.65	36%	158602
Antigenics	1.01	0.37	58%	278492	Hutchison China <sup>7</sup>	500p	300.5p	151%	17045	Resverlogix <sup>11</sup>	C2.36	-C0.06	-2%	85464
Antisoma <sup>7</sup>	6.4p	-26.6p	-81%	483519	Hybrigenics <sup>5</sup>	€1.28	-€1.56	-55%	20026	Rexahn	1.12	0.44	65%	257864
Aposense <sup>4,20</sup>	NIS21.78	-NIS9.72	-31%	20013	Ibex <sup>49</sup>	C0.17	-C0.09	-33%	3194	Rigel	7.53	-1.98	-21%	97764
Ardea	26.00	12.00	86%	32391	Idera	2.89	-2.28	-44%	15218	SciClone	4.18	1.85	79%	100873
Ariad	5.10	2.82	124%	459163	ImmunoGen	9.26	1.40	18%	203137	Seattle Genetics	14.95	4.79	47%	205298
Ark <sup>7</sup>	4.95p	-9.55p	-66%	126572	Immunomedics	3.58	0.37	12%	215551	Silence Therap <sup>7</sup>	7.55p	-10.95p	-59%	194754
ArQule	5.87	2.18	59%	135479	Immunovaccine <sup>49</sup>	C0.75	-C0.60	-44%	10803	Simcere <sup>78</sup>	11.41	2.17	23%	47138
Array BioPharma	2.99	0.18	6%	94796	Incyte	16.56	7.45	82%	496804	Soligenix	0.19	-0.06	-24%	90859
Avax	0.04	-0.13	-74%	39135	Infinity	5.93	-0.25	-4%	9779	Spectrum	6.87	2.43	55%	160533
Aveo <sup>4</sup>	14.62	5.62	62%	18524	Innate Pharma <sup>5</sup>	€1.17	-€1.24	-51%	9320	Sunesis	0.52	-0.55	-51%	876783
Basilea <sup>9</sup>	CHF65.00	CHF0.55	1%	9276	Inovio	1.15	0.01	1%	128735	SuperGen	2.62	0.00	0%	87422
Bavarian Nrdc <sup>14</sup>	DKK245.0	DKK101.5	71%	14682	Ipsen <sup>5</sup>	€22.84	-€15.93	-41%	53743	Synta	6.12	1.06	21%	49509
BioAlliance <sup>5</sup>	€5.50	€0.65	13%	9749	IS Pharma <sup>7</sup>	82p	5.65p	7%	7166	Talon Therap <sup>75,80</sup>	0.48	-0.28	-37%	34993
Biocompatibles <sup>7</sup>	395.5p	165.5p	72%	9197	Isis	10.12	-0.99	-9%	306272	Tekmira <sup>25,88</sup>	C4.50	-C0.15	-3%	4271
BioCryst	5.17	-1.29	-20%	137946	Keryx	4.58	2.08	83%	508668	Telik	0.76	-0.02	-3%	51262
Biolnvent <sup>10</sup>	SEK29.7	SEK4.3	17%	54408	Ligand <sup>52</sup>	8.92	-4.10	-31%	19062	Thallion <sup>11</sup>	C0.13	C0.02	14%	14755
Bioniche <sup>11</sup>	C1.50	C0.94	168%	34359	Lorus <sup>53,54</sup>	C1.09	-C0.86	-44%	2823	Threshold	1.35	-0.45	-25%	15614
Bionovo <sup>25</sup>	1.12	-1.26	-53%	48424	MannKind	8.06	-0.70	-8%	543566	TopoTarget <sup>14</sup>	DKK3.57	DKK0.99	38%	224963
BTG <sup>7</sup>	231.4p	57.1p	33%	95645	Marina Bio <sup>55,75</sup>	1.55	-1.69	-52%	56088	Transgene <sup>5</sup>	€14.00	-€7.00	-33%	10776
CanBas <sup>19</sup>	¥754	-¥678	-47%	26518	Marshall Edwrds <sup>47</sup>	0.97	-6.03	-86%	2520	United Therap	63.22	10.57	20%	172997
Can-Fite <sup>20</sup>	NIS0.74	NIS0.17	30%	218679	Maxygen <sup>89</sup>	3.93	-2.16	-35%	50614	Vernalis <sup>7</sup>	40.25p	-46.75p	-54%	16473
Cangene <sup>11</sup>	C3.03	-C2.07	-41%	9765	Mayne Pharma <sup>8,56</sup>	A0.71	A0.05	7%	67560	Vertex	35.03	-7.82	-18%	450550
Celgene	59.14	3.46	6%	914171	MediGene <sup>2</sup>	€1.99	-€1.59	-44%	50603	Vical	2.02	-1.27	-39%	126806
Cell Therap <sup>28</sup>	0.37	-0.78	-68%	5404056	Medivation	15.17	-22.48	-60%	241538	Wilex <sup>2</sup>	€4.32	€0.67	18%	9452
Celldex	4.12	-0.55	-12%	148938	MethylGene <sup>11</sup>	C0.14	-C0.15	-52%	8979	YM BioSci <sup>13</sup>	2.33	0.98	73%	190637
Cel-Sci	0.82	-0.08	-9%	343393	Micromet	8.12	1.46	22%	117248	Ziopharm	4.66	1.70	57%	94105
Cephalon	61.72	-0.70	-1%	381493	Molecular Insight	0.16	-2.09	-93%	111931	<b>Group (163 companies)</b>			<b>-8.0%</b>	
Cerus	2.46	0.47	24%	93799	MolMed <sup>61</sup>	€0.41	-€1.34	-77%	257077	<b>Cardiovascular</b>				
ChemGenex <sup>8</sup>	A0.46	-A0.53	-54%	218719	Mologen <sup>2</sup>	€8.60	€1.22	17%	2148	Actelion <sup>9</sup>	CHF51.2	-CHF4.0	-7%	236004
China Medical <sup>30,31</sup>	HKD7.48	HKD1.63	28%	507875	Momenta	14.97	2.37	19%	190558	Aegerion <sup>4</sup>	14.17	4.67	49%	2206
Clavis <sup>17</sup>	NOK40.20	-NOK13.55	-25%	13976	MorphoSys <sup>2</sup>	€18.53	€1.49	9%	15217	Alliance Pharma <sup>7</sup>	31p	4.5p	17%	150323
Cleveland BioLabs	7.22	3.91	118%	29905	Myrexix <sup>62</sup>	4.16	-0.87	-17%	39794	Amarin <sup>18</sup>	8.20	6.77	474%	218224
Curis	1.98	-1.27	-39%	121893	Nektar	12.85	3.53	38%	193293	AnGes <sup>19</sup>	¥114,900	-¥26,100	-19%	68
Cyclacel	1.47	0.43	41%	583113	NeoPharm	0.27	-0.02	-7%	8480	Angiotech <sup>13</sup>	0.32	-0.92	-74%	194529
Cytokinetics	2.09	-0.82	-28%	73596	Neovacs <sup>4,5</sup>	€2.40	-€2.40	-50%	604	Anthera <sup>4</sup>	4.88	-2.12	-30%	11229
CytRx	1.01	-0.11	-10%	189590	Northwest	0.77	-0.02	-3%	49140	Arca biopharma	3.17	-0.09	-3%	194381
Delcath	9.80	4.69	92%	378166	Novogen <sup>63</sup>	0.51	-1.95	-79%	46861	Arena	1.72	-1.83	-52%	1619152
Dendreon	34.92	8.64	33%	1098627	OncoGenex	16.79	-5.49	-25%	19901	Ark <sup>7</sup>	4.95p	-9.55p	-66%	126572
D-Pharm <sup>20</sup>	NIS19.18	-NIS9.97	-34%	20560	Oncolytics <sup>13</sup>	6.70	4.09	157%	59543	ARYx	0.27	-2.94	-92%	100907
DUSA	2.45	0.90	58%	12942	OncoTherapy <sup>19</sup>	¥186,200	¥49,800	37%	359	Biocompatibles <sup>7</sup>	395.5p	165.5p	72%	9197
D. Western <sup>29</sup>	¥139	-¥72	-34%	39940	Oncothyreon	3.26	-2.13	-40%	47067	Bioheart	0.33	-0.41	-55%	10320
EntreMed <sup>40</sup>	5.08	-3.72	-42%	14553	Onyx	36.87	7.53	26%	249354	Biolnvent <sup>10</sup>	SEK29.70	SEK4.30	17%	54408
Enzon	12.16	1.63	15%	155307	Optimer	11.31	0.04	0%	51003	BioLineRx <sup>20</sup>	NIS3.21	-NIS0.46	-13%	194554
EpiCept <sup>41,42</sup>	0.87	-0.87	-50%	169827	Osiris	7.79	0.65	9%	25779	BioMarin	26.93	8.12	43%	258423
EpiStem <sup>7</sup>	390p	-60p	-13%	539	Oxford Bio <sup>7</sup>	5.53p	-5.72p	-51%	147740	BioPhausia <sup>10</sup>	SEK0.91	-SEK0.72	-44%	343567
e-Therapeutics <sup>7</sup>	26.5p	-13.5p	-34%	1385	OxiGene <sup>87</sup>	0.23	-0.91	-79%	319960	BTG <sup>7</sup>	231.4p	57.1p	33%	95645
					Peregrine	2.30	-0.66	-22%	120901	Cardiome <sup>13</sup>	6.42	1.97	44%	98146
					Pharmacyclics	6.08	2.94	94%	108647					
					PharmaGap <sup>49</sup>	C0.12	-C0.04	-23%	135231					

See next page

**Sector Performance,**  
from previous page

	\$Close	YTD	YTD	Total		\$Close	YTD	YTD	Total
Company	Dec 31	\$chg	%chg	vol	Company	Dec 31	\$chg	%chg	vol
<b>Dental</b>					<b>Dental</b>				
CardioVas Bio	0.34	0.14	70%	66621	BioMimetic	12.7	0.77	6%	29383
Cardium	0.39	-0.29	-42%	266539	Oragenics <sup>64</sup>	3.00	-3.00	-50%	410
Chelsea	7.50	4.80	178%	135838	Sinclair <sup>7</sup>	40.5p	7.5p	23%	84108
China Nuokang <sup>32</sup>	3.79	-4.06	-52%	51244	<b>Group (3 companies)</b>			<b>6.5%</b>	
CorMedix <sup>4</sup>	1.82	-1.38	-43%	2428	<b>Dermatology</b>				
Cytokinetix	2.09	-0.82	-28%	73596	Adv Medical Sol <sup>7</sup>	73p	40.75p	126%	148218
Cytos <sup>9</sup>	CHF12.50	CHF0.05	0%	4092	Agennix <sup>2</sup>	€3.50	-€1.75	-33%	2740
D. Western <sup>29</sup>	¥139	-¥72	-34%	39940	Alliance Pharma <sup>7</sup>	31p	4.5p	17%	150323
Genfit <sup>5</sup>	€4.15	-€2.95	-42%	1007	Angiotech <sup>13</sup>	0.32	-0.92	-74%	194529
Gentium <sup>18</sup>	7.01	4.76	212%	28030	Basilea <sup>9</sup>	CHF65.00	CHF0.55	1%	9276
GenVec	0.56	-0.64	-53%	667888	Biofrontera <sup>2</sup>	€2.04	-€0.26	-11%	3610
HealthLinx <sup>8</sup>	A0.08	-A0.009	-10%	347727	BioMimetic	12.70	0.77	6%	29383
Icagen <sup>3</sup>	1.77	-1.85	-51%	25380	BioSpecifics	25.60	-3.75	-13%	4808
Isis	10.12	-0.99	-9%	306272	BioWest <sup>11,85</sup>	C0.28	-C0.23	-45%	1817
Medicines Co.	14.13	5.79	69%	181106	ChronTech <sup>10,33</sup>	SEK0.36	-SEK0.80	-69%	16632
Momenta	14.97	2.37	19%	190558	Curasan <sup>2</sup>	€3.10	-€0.29	-9%	2157
Neurocrine	7.64	4.92	181%	157477	DUSA	2.45	0.90	58%	12942
NicOx <sup>5</sup>	€2.20	-€3.63	-62%	255439	Forticell	0.03	-0.04	-58%	2539
Nile Therap	0.62	-0.59	-49%	18686	Halozyme	7.92	2.05	35%	115254
Novogen <sup>63</sup>	0.51	-1.95	-79%	46861	Integra	47.30	10.43	28%	39883
Osiris	7.79	0.65	9%	25779	Oculus	1.69	-0.14	-8%	35444
Oxis <sup>65</sup>	0.15	-0.02	-9%	703526	Paladin <sup>11</sup>	C32.85	C13.10	66%	3038
Paion <sup>2</sup>	€2.24	-€0.31	-12%	14895	Photocure <sup>17</sup>	NOK45.8	NOK0.7	2%	5278
Palatin <sup>47</sup>	1.35	-2.35	-63%	18613	PhotoMedex	5.94	0.24	4%	2970
PolyMedix	1.00	-0.37	-27%	40643	Prometic <sup>11</sup>	C0.12	-C0.09	-41%	110861
Pronova <sup>17</sup>	NOK9.4	-NOK8.2	-47%	58041	Protein Polymer	0.0017	-0.0053	-76%	47407
Quantum Gmcs <sup>5</sup>	€1.50	€0.01	1%	77	QLT <sup>13</sup>	7.33	2.37	48%	45354
RegeneRx	0.21	-0.34	-62%	40595	RegeneRx	0.21	-0.34	-62%	40595
Resverlogix <sup>11</sup>	C2.36	-C0.06	-2%	85464	Renovo <sup>7</sup>	70.25p	41.5p	144%	135503
Reva Medical <sup>4,8</sup>	A1.24	A0.14	13%	7823	Sinclair <sup>7</sup>	40.5p	7.5p	23%	84108
Sangamo	6.64	0.72	12%	65641	Synthemed	0.20	0.00	0%	5477
SemBioSys <sup>11</sup>	C0.08	-C0.13	-63%	29022	Syntopix <sup>7</sup>	54.5p	-23p	-30%	751
Stentys <sup>4,5</sup>	€9.50	-€2.50	-21%	486	Talon Therap <sup>75,80</sup>	0.48	-0.28	-37%	34993
ThromboGenics <sup>5</sup>	€22.99	€7.92	53%	17409	Tongjitang <sup>81</sup>	4.27	0.47	12%	23796
Titan	1.19	-1.12	-48%	26572	Valeant <sup>13,82</sup>	28.29	14.33	103%	891792
United Therap	63.22	10.57	20%	172997	<b>Group (30 companies)</b>			<b>0.4%</b>	
Via Pharma	0.04	-0.16	-80%	6015	<b>Diagnostic</b>				
Zealand <sup>4,14</sup>	DKK70	-DKK16	-19%	209	Acusphere	0.07	-0.007	-9%	18997
<b>Group (57 companies)</b>			<b>-12.5%</b>		Alere <sup>16</sup>	36.60	-4.91	-12%	209919
<b>Chemistry</b>					Alliance	0.0098	-0.0052	-35%	14079
Albany Mol Res	5.62	-3.46	-38%	20647	Alseres	0.12	-0.08	-40%	1329
Alchemia <sup>8</sup>	A0.63	-A0.09	-13%	48776	AMAG Pharma	18.10	-19.93	-52%	146404
Array BioPharma	2.99	0.18	6%	94796	Amorfix <sup>11</sup>	C0.47	-C0.12	-20%	23113
ARYx	0.27	-2.94	-92%	100907	Aposense <sup>4,20</sup>	NIS21.78	-NIS9.72	-31%	20013
<b>Group (4 companies)</b>			<b>-25.3%</b>		Applied Neuro	0.03	-1.09	-98%	3413
<b>Combinatorial biology</b>					AspenBio	0.60	-1.14	-65%	114421
Evolva <sup>9</sup>	CHF1.55	CHF0.51	49%	55904	Axis-Shield <sup>22</sup>	270p	-119p	-31%	32653
<b>Group (1 company)</b>			<b>49.0%</b>		Biomerica	0.42	0.005	1%	1134
<b>Computational chemistry/biology</b>					bioMerieux <sup>5</sup>	€73.82	-€7.86	-10%	12561
Accelrys	8.30	2.57	45%	35551	Bioquanta <sup>5,26</sup>	€5.05	€2.38	89%	8
Bruker	16.60	4.54	38%	201406	Bio-Rad Labs	103.85	7.39	8%	17222
Compugen	4.92	0.07	1%	45697	Biotest <sup>2</sup>	€48.89	€9.99	26%	1141
Physiomics <sup>7</sup>	0.26p	-0.32p	-55%	2152422	Calypte	0.005	-0.003	-38%	17871
Sareum <sup>7</sup>	0.28p	-0.12p	-30%	1342499	Celera	6.30	-0.60	-9%	162844
<b>Group (5 companies)</b>			<b>1.4%</b>		Cepheid	22.75	10.27	82%	112590
					Clinical Data	15.91	-2.35	-13%	31949
					CombiMatrix	2.15	-4.25	-66%	4881
					Compugen	4.92	0.07	1%	45697
					diaDexus <sup>37</sup>	0.29	-0.20	-41%	28968
					DiagnoCure <sup>11</sup>	C1.02	-C0.02	-2%	9171
					Epigenomics <sup>2</sup>	€2.05	-€1.47	-42%	35294
					Exact Sciences	5.98	2.59	76%	152862
					Exiqon <sup>14</sup>	DKK9.50	DKK2.70	40%	10268
					Genera Bio <sup>8</sup>	A0.45	-A0.35	-43%	9726
					Genfit <sup>5</sup>	€4.15	-€2.95	-42%	1007
					GenMark <sup>4</sup>	4.09	-1.91	-32%	4474
					Genomic Health	21.39	1.83	9%	37747
					Gen-Probe	58.35	15.43	36%	88098
					Hemagen	0.06	-0.05	-44%	720
					Ibex <sup>49</sup>	C0.17	-C0.09	-33%	3194
					IntegraGen <sup>4,5</sup>	€7.15	-€1.25	-15%	48
					Interleukin	0.30	-0.56	-65%	26441
					Ipsogen <sup>5</sup>	€6.97	-€1.53	-18%	657
					Isotechnika <sup>11</sup>	C0.25	C0.09	52%	50668
					MDxHealth <sup>5,57</sup>	€1.49	-€2.70	-64%	7289
					Meridian Biosci	23.16	1.61	7%	66575
					Miraculins <sup>49</sup>	C0.12	C0.06	92%	18842
					Molecular Insight	0.16	-2.09	-93%	111931
					Myriad Genetics	22.84	-3.25	-12%	366859
					Nanosphere	4.36	-2.08	-32%	20387
					Neogen	41.03	17.42	74%	21112
					Neoprobe	2.06	0.84	69%	42199
					november <sup>2</sup>	€0.78	€0.03	4%	2106
					Nymox	7.04	2.48	54%	24238
					Opko	3.67	1.84	101%	72915
					Oragenics <sup>64</sup>	3.00	-3.00	-50%	410
					OraSure	5.75	0.67	13%	45668
					Orchid Cellmark	1.98	0.27	16%	7391
					Oxis <sup>65</sup>	0.15	-0.02	-9%	703526
					Oxygen Bio <sup>66</sup>	1.92	-4.06	-68%	9590
					Qiagen <sup>35</sup>	19.55	-2.78	-12%	594041
					Quidel	14.45	0.67	5%	73022
					Radiant Pharma	1.01	0.77	321%	372900
					Response Bio <sup>47,76</sup>	C0.35	-C0.91	-72%	15829
					Response Genetics	2.48	1.22	97%	3091
					Reva Medical <sup>4,8</sup>	A1.24	A0.14	13%	7823
					Rosetta Gmcs <sup>18</sup>	0.94	-0.81	-46%	17487
					Sanochemia <sup>2</sup>	€3.90	€1.10	39%	1571
					Sequenom	8.03	3.89	94%	832173
					Spectral Diagnostics <sup>11</sup>	C0.35	-C0.23	-40%	5909
					T-Ray Sci <sup>49</sup>	C0.18	-C0.04	-17%	6690
					Trinity <sup>81</sup>	8.81	4.77	118%	57367
					Vermillion	7.52	-19.93	-73%	28952
					<b>Group (66 companies)</b>			<b>-12.1%</b>	
					<b>Drug delivery</b>				
					Access Pharma	2.48	-0.81	-25%	9026
					Acrux <sup>8</sup>	A3.54	A1.36	62%	83977
					Acura	3.31	-2.02	-38%	23573
					Acusphere	0.07	-0.007	-9%	18997
					Adherex <sup>11</sup>	C0.06	C0.01	22%	17078
					Akela Pharma <sup>11</sup>	C0.17	C0.00	0%	11179
					Alexza	1.25	-1.15	-48%	155023
					Antares	1.70	0.56	49%	142267
					Aposense <sup>4,20</sup>	NIS21.78	-NIS9.72	-31%	20013
					A.P. Pharma	0.45	-0.81	-64%	102016
					Apricus Biosci <sup>21,39</sup>	3.47	-0.81	-19%	89240
					Aradigm	0.17	0.03	18%	65727

See next page

**Sector Performance,**  
from previous page

Company	\$Close Dec 31	YTD \$chg	YTD %chg	Total vol	Company	\$Close Dec 31	YTD \$chg	YTD %chg	Total vol
BioAlliance <sup>5</sup>	€5.50	€0.65	13%	9749	Depomed	6.36	3.01	90%	112586
Biodel	1.83	-2.51	-58%	135838	Diamyd <sup>10,38</sup>	SEK133.5	SEK36.0	37%	19486
BioDelivery	3.55	-0.38	-10%	36103	Genfit <sup>5</sup>	€4.15	-€2.95	-42%	1007
Bioject	0.07	-0.06	-45%	5522	GTx	2.65	-1.55	-37%	56994
BioSante	1.64	0.19	13%	152456	Halozyme	7.92	2.05	35%	115254
Clavis <sup>17</sup>	NOK40.20	-NOK13.55	-25%	13976	Harbor BioSci <sup>45</sup>	0.15	-0.38	-72%	59733
Cosmo <sup>9</sup>	CHF20.00	-CHF3.35	-14%	1816	Incyte	16.56	7.45	82%	496804
CPEX	24.54	13.52	123%	2635	Insmed	0.63	-0.14	-18%	211117
Delcath	9.80	4.69	92%	378166	Ipsen <sup>5</sup>	€22.84	-€15.93	-41%	53743
Depomed	6.36	3.01	90%	112586	Karo Bio <sup>10</sup>	SEK1.97	-SEK5.08	-72%	337796
Durect	3.45	0.98	40%	55349	LCT <sup>51</sup>	A0.14	-A0.09	-39%	175898
Elan <sup>18</sup>	5.73	-0.79	-12%	699332	Manhattan	0.02	-0.06	-76%	7005
Elite	0.04	-0.07	-64%	38108	MannKind	8.06	-0.70	-8%	543566
Emisphere	2.41	1.35	127%	48265	NicOx <sup>5</sup>	€2.20	-€3.63	-62%	255439
Enzon	12.16	1.63	15%	155307	NPS	7.90	4.50	132%	86717
Eurand	11.83	-1.07	-8%	48291	Orexigen	8.08	0.64	9%	322605
Flamel	6.84	-0.56	-8%	16711	Paladin <sup>11</sup>	C32.85	C13.10	66%	3038
Generex	0.29	-0.24	-45%	647785	Palatin <sup>47</sup>	1.35	-2.35	-63%	18613
Helix <sup>46</sup>	C2.57	-C0.64	-20%	8469	ProStrakan <sup>7</sup>	103.5p	17p	20%	82794
IntelliPharma <sup>13</sup>	2.85	1.29	83%	10248	Proximagen <sup>7</sup>	152p	42p	38%	11239
Labopharm <sup>13</sup>	0.97	-1.11	-53%	302601	Repros <sup>75</sup>	3.04	-0.15	-5%	116038
LifeCycle <sup>14</sup>	DKK1.31	-DKK3.89	-75%	56672	Santhera <sup>9</sup>	CHF8.60	-CHF16.75	-66%	2547
Lipoxen <sup>7</sup>	13.5p	3.62p	37%	110894	SemBioSys <sup>11</sup>	C0.08	-C0.13	-63%	29022
LTT Bio <sup>19</sup>	¥21,310	-¥11,490	-35%	335	Sernova <sup>49</sup>	C0.17	C0.05	36%	16928
Manhattan	0.02	-0.06	-76%	7005	Sirona Bio <sup>49</sup>	C0.58	C0.48	480%	7447
Medgenics <sup>7</sup>	8.87p	1.12p	14%	17378	Sosei <sup>19</sup>	¥135,000	¥30,400	29%	264
Merrion <sup>59</sup>	€2.70	-€0.90	-25%	3806	Summit <sup>7</sup>	2.75p	-2.25p	-45%	81352
Novagal <sup>4,5</sup>	€3.40	€0.00	0%	682	Swedish Orphn <sup>10,79</sup>	SEK40.5	SEK12.7	46%	114759
Nuvo <sup>11</sup>	C0.15	-C0.17	-52%	139111	Theratechnologies <sup>11</sup>	C5.47	C1.04	23%	51499
OctoPlus <sup>5</sup>	€1.27	-€0.14	-10%	7568	Transition Therap <sup>13</sup>	1.94	-1.66	-46%	18244
OncoGenex	16.79	-5.49	-25%	19901	Vernalis <sup>7</sup>	40.25p	-46.75p	-54%	16473
Orexo <sup>10</sup>	SEK40.8	SEK4.2	11%	10179	Via Pharma	0.04	-0.16	-80%	6015
PCI <sup>17</sup>	NOK47.1	NOK37.1	371%	3481	Vivus	9.37	0.17	2%	1035607
Pro-Pharma	0.90	0.62	221%	48274	Xoma <sup>39</sup>	5.13	-5.35	-51%	188480
pSivida <sup>73</sup>	5.11	1.52	42%	19843	Zealand <sup>4,14</sup>	DKK70	-DKK16	-19%	209
Scolr Pharma	0.37	-0.11	-23%	22670	<b>Group (48 companies)</b>			<b>-23.8%</b>	
SkyePharma <sup>7</sup>	31.5p	-56.5p	-64%	5708	<b>Functional genomics</b>				
Synthemed	0.20	0.00	0%	5477	Asterand <sup>7</sup>	16.75p	-2.25p	-12%	19311
Tekmira <sup>25,88</sup>	C4.50	-C0.15	-3%	4271	Galapagos <sup>43</sup>	€11.88	€3.68	45%	19165
Transcept	7.40	0.60	9%	7399	genOway <sup>5</sup>	€2.77	-€0.16	-5%	2998
Unigene	0.68	-0.04	-6%	16265	Lexicon	1.44	-0.26	-15%	311148
Vectura <sup>7</sup>	70p	-5.5p	-7%	144867	<b>Group (4 companies)</b>			<b>-8.7%</b>	
<b>Group (54 companies)</b>			<b>-7.9%</b>		<b>Gastrointestinal</b>				
<b>Endocrine</b>					Adolor	1.21	-0.25	-17%	67668
Addex <sup>9</sup>	CHF9.81	-CHF3.99	-29%	1939	AGI Therap <sup>15</sup>	3.5p	-2p	-36%	39527
Aeterna <sup>13</sup>	1.72	0.91	113%	618058	ARYx	0.27	-2.94	-92%	100907
Alkermes	12.28	2.87	30%	280652	China Medical <sup>30,31</sup>	HKD7.48	HKD1.63	28%	507875
Ambriila <sup>10</sup>	C0.02	-C0.01	-40%	15263	Cumberland	5.99	-7.60	-56%	19988
Amylin	14.71	0.52	4%	810876	EpiStem <sup>7</sup>	390p	-60p	-13%	539
Arena	1.72	-1.83	-52%	1619152	Ironwood <sup>4</sup>	10.35	-0.90	-8%	46881
Athersys	2.47	-1.66	-40%	71579	Lexicon	1.44	-0.26	-15%	311148
Auxilium	21.10	-8.88	-30%	193246	NPS	7.90	4.50	132%	86717
Biodel	1.83	-2.51	-58%	135838	Optimer	11.31	0.04	0%	51003
Bionovo <sup>25</sup>	1.12	-1.26	-53%	48424	Pharmos	0.09	0.03	43%	12529
BioSante	1.64	0.19	13%	152456	Progenics	5.46	1.02	23%	38569
Columbia Labs	2.27	1.19	110%	90793	Repligen	4.69	0.58	14%	21818
Dara BioSci <sup>36</sup>	3.30	-3.76	-53%	15874	Salix	46.96	21.57	85%	284950
					Santarus	3.27	-1.35	-29%	138180
					Shire <sup>77</sup>	72.38	13.68	23%	914265

**Endocrine**

Addex <sup>9</sup>	CHF9.81	-CHF3.99	-29%	1939
Aeterna <sup>13</sup>	1.72	0.91	113%	618058
Alkermes	12.28	2.87	30%	280652
Ambriila <sup>10</sup>	C0.02	-C0.01	-40%	15263
Amylin	14.71	0.52	4%	810876
Arena	1.72	-1.83	-52%	1619152
Athersys	2.47	-1.66	-40%	71579
Auxilium	21.10	-8.88	-30%	193246
Biodel	1.83	-2.51	-58%	135838
Bionovo <sup>25</sup>	1.12	-1.26	-53%	48424
BioSante	1.64	0.19	13%	152456
Columbia Labs	2.27	1.19	110%	90793
Dara BioSci <sup>36</sup>	3.30	-3.76	-53%	15874

**Functional genomics**

Asterand <sup>7</sup>	16.75p	-2.25p	-12%	19311
Galapagos <sup>43</sup>	€11.88	€3.68	45%	19165
genOway <sup>5</sup>	€2.77	-€0.16	-5%	2998
Lexicon	1.44	-0.26	-15%	311148
<b>Group (4 companies)</b>			<b>-8.7%</b>	

**Gastrointestinal**

Adolor	1.21	-0.25	-17%	67668
AGI Therap <sup>15</sup>	3.5p	-2p	-36%	39527
ARYx	0.27	-2.94	-92%	100907
China Medical <sup>30,31</sup>	HKD7.48	HKD1.63	28%	507875
Cumberland	5.99	-7.60	-56%	19988
EpiStem <sup>7</sup>	390p	-60p	-13%	539
Ironwood <sup>4</sup>	10.35	-0.90	-8%	46881
Lexicon	1.44	-0.26	-15%	311148
NPS	7.90	4.50	132%	86717
Optimer	11.31	0.04	0%	51003
Pharmos	0.09	0.03	43%	12529
Progenics	5.46	1.02	23%	38569
Repligen	4.69	0.58	14%	21818
Salix	46.96	21.57	85%	284950
Santarus	3.27	-1.35	-29%	138180
Shire <sup>77</sup>	72.38	13.68	23%	914265

Company	\$Close Dec 31	YTD \$chg	YTD %chg	Total vol
Soligenix	0.19	-0.06	-24%	90859
Sucampo	3.84	-0.20	-5%	11779
Theravance	25.07	12.00	92%	121408
Ventrus Bio <sup>4</sup>	6.62	0.62	10%	567
XenoPort	8.52	-10.03	-54%	297140
Zealand <sup>4,14</sup>	DKK70	-DKK16	-19%	209
<b>Group (22 companies)</b>			<b>-6.5%</b>	

**Gene/Cell therapy**

Aastrom <sup>3</sup>	2.56	0.10	4%	204416
Amsterdam Mol <sup>5</sup>	€1.88	-€1.15	-38%	6100
AnGes <sup>19</sup>	¥114,900	-¥26,100	-19%	68
Ark <sup>7</sup>	4.95p	-9.55p	-66%	126572
Athersys	2.47	-1.66	-40%	71579
Bioheart	0.33	-0.41	-55%	10320
BioTime	8.33	4.10	97%	59133
Collectis <sup>5</sup>	€7.40	-€2.96	-29%	2458
Compugen	4.92	0.07	1%	45697
Cytori <sup>35</sup>	5.19	-0.91	-15%	156350
EpiStem <sup>7</sup>	390p	-60p	-13%	539
Geron	5.19	-0.36	-7%	360108
Human Stem <sup>48</sup>	RUB12.87	-RUB5.48	-30%	168940
LCT <sup>51</sup>	A0.14	-A0.09	-39%	175898
Lorus <sup>53,54</sup>	C1.09	-C0.86	-44%	2823
Medgenics <sup>7</sup>	8.87p	1.12p	14%	17378
Medinet <sup>19</sup>	¥20,970	¥4,710	29%	1963
Mesoblast <sup>60</sup>	A4.67	A3.31	243%	73993
Mologen <sup>2</sup>	€8.60	€1.22	17%	2148
NeoStem	1.41	-0.14	-9%	71567
Opexa	1.47	-0.43	-23%	50799
Oxford Bio <sup>7</sup>	5.53p	-5.72p	-51%	147740
Pluristem <sup>69</sup>	1.43	0.27	23%	26021
Sangamo	6.64	0.72	12%	65641
Sernova <sup>49</sup>	C0.17	C0.05	36%	16928
StemCells	1.08	-0.18	-14%	359455
Targeted Gntcs	0.36	0.08	29%	26289
Tengion <sup>4</sup>	2.54	-2.46	-49%	3915
TiGenix <sup>5</sup>	€1.26	-€2.54	-67%	27663
Tissue Regenix <sup>7,86</sup>	11.75p	1.75p	18%	27878
Vical	2.02	-1.27	-39%	126806
<b>Group (31 companies)</b>			<b>-14.3%</b>	

**Generics**

BioPhausia <sup>10</sup>	SEK0.91	-SEK0.72	-44%	343567
Microbix <sup>11</sup>	C0.42	C0.05	12%	8832
Sincere <sup>78</sup>	11.41	2.17	23%	47138
<b>Group (3 companies)</b>			<b>12.0%</b>	

**Genitourinary**

Apricus Biosci <sup>21,39</sup>	3.47	-0.81	-19%	89240
Auxilium	21.10	-8.88	-30%	193246
BioSante	1.64	0.19	13%	152456
BioSpecifics	25.60	-3.75	-13%	4808
Columbia Labs	2.27	1.19	110%	90793
MediciNova <sup>58</sup>	4.71	-2.33	-33%	9353
Neurocrine	7.64	4.92	181%	157477
Nymox	7.04	2.48	54%	24238

**Sector Performance,**  
from previous page

Company	\$Close Dec 31	YTD \$chg	YTD %chg	Total vol	Company	\$Close Dec 31	YTD \$chg	YTD %chg	Total vol
Polydex	0.12	-0.09	-43%	515	Acuvax <sup>8</sup>	A0.003	-A0.01	-82%	548768
Repros <sup>75</sup>	3.04	-0.15	-5%	116038	Adamis	0.22	-0.11	-33%	27628
Rexahn	1.12	0.44	65%	257864	Advanced Life	0.04	-0.14	-79%	303486
Spectrum	6.87	2.43	55%	160533	Adventrx <sup>12</sup>	2.61	-6.14	-70%	115039
Tengion <sup>4</sup>	2.54	-2.46	-49%	3915	Aeterna <sup>13</sup>	1.72	0.91	113%	618058
Urogen	0.03	-0.07	-68%	19960	Affitech <sup>14</sup>	DKK0.44	DKK0.14	47%	84251
Ventrus <sup>4</sup>	6.62	0.62	10%	567	Agennix <sup>2</sup>	€3.50	-€1.75	-33%	2740
Vivus	9.37	0.17	2%	1035607	Alnylam	9.86	-7.76	-44%	56806
<b>Group (19 companies)</b>			<b>-4.6%</b>		Amarillo	0.08	-0.09	-53%	18423

**Genomics**

Collectis <sup>5</sup>	€7.40	-€2.96	-29%	2458	Anacor <sup>4</sup>	5.37	0.37	7%	5342
Complete Genomics <sup>4</sup>	7.47	-1.53	-17%	6231	Anadys	1.42	-0.69	-33%	125963
Epigenomics <sup>2</sup>	€2.05	-€1.47	-42%	35294	Antigenics	1.01	0.37	58%	278492
Evogene <sup>20</sup>	NIS20.40	NIS7.65	60%	27709	Apollo <sup>8</sup>	A0.01	A0.002	20%	676099
Helicos	0.12	-0.91	-89%	132583	Apricus Bio <sup>21,39</sup>	3.47	-0.81	-19%	89240
Illumina	63.34	32.66	106%	387083	Ardea	26.00	12.00	86%	32391
Ore Pharma	0.25	-0.28	-53%	5262	Avanir	4.08	2.18	115%	555114
Pacific Biosci <sup>4</sup>	15.91	-0.09	-1%	20828	Avexa <sup>8</sup>	A0.04	-A0.12	-75%	1154718
Sequenom	8.03	3.89	94%	832173	AVI BioPharma	2.12	0.66	45%	341806
<b>Group (9 companies)</b>			<b>-17.0%</b>		Basilea <sup>9</sup>	CHF65.00	CHF0.55	1%	9276

**Hematology**

Affymax	6.65	-18.09	-73%	170789	Bavarian Nrdc <sup>14</sup>	DKK245.0	DKK101.5	71%	14682
Alchemia <sup>8</sup>	A0.63	-A0.09	-13%	48776	BioAlliance <sup>5</sup>	€5.50	€0.65	13%	9749
Alexion	80.55	31.73	65%	188039	BioCryst	5.17	-1.29	-20%	137946
Alliance	0.0098	-0.0052	-35%	14079	BioDelivery	3.55	-0.38	-10%	36103
AMAG Pharma	18.10	-19.93	-52%	146404	BioLineRx <sup>20</sup>	NIS3.21	-NIS0.46	-13%	194554
BioMarin	26.93	8.12	43%	258423	Biota <sup>8</sup>	A0.99	-A1.42	-59%	229908
BioTime	8.33	4.10	97%	59133	BioWest <sup>11,85</sup>	C0.28	-C0.23	-45%	1817
Cangene <sup>11</sup>	C3.03	-C2.07	-41%	9765	Can-Fite <sup>20</sup>	NIS0.74	NIS0.17	30%	218679
Cerus	2.46	0.47	24%	93799	Cangene <sup>11</sup>	C3.03	-C2.07	-41%	9765
China Nuokang <sup>32</sup>	3.79	-4.06	-52%	51244	Celldex	4.12	-0.55	-12%	148938
Cleveland BioLabs	7.22	3.91	118%	29905	Cel-Sci	0.82	-0.08	-9%	343393
CSL <sup>8</sup>	A36.29	A3.80	12%	552840	Cerus	2.46	0.47	24%	93799
Icagen <sup>3</sup>	1.77	-1.85	-51%	25380	China Medical <sup>30,31</sup>	HKD7.48	HKD1.63	28%	507875
Maxygen <sup>89</sup>	3.93	-2.16	-35%	50614	Clavis <sup>17</sup>	NOK40.20	-NOK13.55	-25%	13976
Oxygen Bio <sup>66</sup>	1.92	-4.06	-68%	9590	Columbia Labs	2.27	1.19	110%	90793
Pharming <sup>5</sup>	€0.21	-€0.24	-54%	1636864	Cornerstone	5.79	-0.31	-5%	11076
Reliance Gene <sup>7</sup>	2.25p	0.75p	50%	2039	Crucell <sup>34</sup>	31.33	11.15	55%	155907
Swedish Orphn <sup>10,79</sup>	SEK40.5	SEK12.7	46%	114759	CSL <sup>8</sup>	A36.29	A3.80	12%	552840
Talecris	23.30	1.03	5%	252060	Cubist	21.4	2.43	13%	165645
<b>Group (20 companies)</b>			<b>-3.9%</b>		Deinove <sup>45</sup>	€4.18	-€4.15	-50%	363

**Hepatic**

Cumberland	5.99	-7.60	-56%	19988	D-Pharm <sup>20</sup>	NIS19.18	-NIS9.97	-34%	20560
InterMune	36.40	23.36	179%	542309	Dynavax	3.20	1.78	125%	162742
Sucampo	3.84	-0.20	-5%	11779	Emergent Bio	23.46	9.87	73%	50735
<b>Group (3 companies)</b>			<b>-5.0%</b>		Enzo	5.28	-0.10	-2%	35358

**High throughput screening**

Sareum <sup>7</sup>	0.28p	-0.12p	-30%	1342499	Enzon	12.16	1.63	15%	155307
Senomyx	7.13	3.36	89%	50567	e-Therapeutics <sup>7</sup>	26.5p	-13.5p	-34%	1385
<b>Group (2 companies)</b>			<b>29.6%</b>		Evolve <sup>9</sup>	CHF1.55	CHF0.51	49%	55904

**Infectious**

Accentia	0.80	0.50	167%	29755	Gilead	36.24	-7.03	-16%	2922457
Achillion	4.15	1.04	33%	56193	Hemispherx	0.49	-0.07	-12%	283213

**Inflammation**

Accentia	0.80	0.50	167%	29755	Human Genome	23.89	-6.69	-22%	917853
Adamis	0.22	-0.11	-33%	27628	Idenix	5.04	2.89	134%	68591
AGI Therap <sup>15</sup>	3.5p	-2p	-36%	39527	Idera	2.89	-2.28	-44%	15218
Akela Pharma <sup>11</sup>	C0.17	C0.00	0%	11179	Immtech	0.06	0.02	57%	3693
Allergy Therap <sup>7</sup>	8.13p	-6.62p	-45%	30844	Immunovaccine <sup>49</sup>	C0.75	-C0.60	-44%	10803
Amarillo	0.08	-0.09	-53%	18423	ImmuPharma <sup>7</sup>	87p	-8.25p	-9%	16461
Array BioPharma	2.99	0.18	6%	94796	Inhibitex	2.60	1.68	183%	63684
Avanir	4.08	2.18	115%	555114	Innate Pharma <sup>5</sup>	€1.17	-€1.24	-51%	9320
CBio <sup>4,8</sup>	A0.22	-A0.79	-79%	17190	Inovio	1.15	0.01	1%	128735
Cornerstone	5.79	-0.31	-5%	11076	Intercell <sup>50</sup>	€11.60	-€14.31	-55%	14323
CSL <sup>8</sup>	A36.29	A3.80	12%	552840	InterMune	36.40	23.36	179%	542309
Cytos <sup>9</sup>	CHF12.50	CHF0.05	0%	4092	Maxygen <sup>89</sup>	3.93	-2.16	-35%	50614
Dyax	2.16	-1.23	-36%	135691					
Dynavax	3.2	1.78	125%	162742					
Evotec <sup>2</sup>	€2.92	€0.79	37%	85422					
Innate Pharma <sup>5</sup>	€1.17	-€1.24	-51%	9320					

See next page

**Sector Performance,**  
from previous page

Company	\$Close Dec 31	YTD \$chg	YTD %chg	Total vol	Company	\$Close Dec 31	YTD \$chg	YTD %chg	Total vol
Ligand <sup>52</sup>	8.92	-4.10	-31%	19062	AVI BioPharma	2.12	0.66	45%	341806
Map Pharma	16.74	7.21	76%	44625	BioMimetic	12.70	0.77	6%	29383
MediciNova <sup>58</sup>	4.71	-2.33	-33%	9353	BioSpecifics	25.60	-3.75	-13%	4808
Micromet	8.12	1.46	22%	117248	Bone Medical <sup>8</sup>	A0.04	-A0.09	-69%	3043
Neovacs <sup>4,5</sup>	€2.40	-€2.40	-50%	604	Co.don <sup>2</sup>	€1.21	€0.65	115%	1976
Omeros	8.24	1.22	17%	14397	Curasan <sup>2</sup>	€3.10	-€0.29	-9%	2157
Orexo <sup>10</sup>	SEK40.80	SEK4.20	11%	10179	Cypress Biosci	6.48	0.71	12%	197105
Pacgen <sup>49,67</sup>	C0.05	C0.01	25%	1199	Cytokinetics	2.09	-0.82	-28%	73596
Pharming <sup>5</sup>	€0.21	-€0.24	-54%	1636864	Cytori <sup>35</sup>	5.19	-0.91	-15%	156350
Phytopharm <sup>7</sup>	7.3p	-3.45p	-32%	38381	Galapagos <sup>43</sup>	€11.88	€3.68	45%	19165
Regeneron	32.83	8.65	36%	158602	GTx	2.65	-1.55	-37%	56994
Rigel	7.53	-1.98	-21%	97764	Insmed	0.63	-0.14	-18%	211117
RXi Pharma	2.58	-2.00	-44%	64183	Medivir <sup>10</sup>	SEK139.75	SEK59.25	74%	13562
Synairgen	7 25.5p	-8.25p	-24%	9451	NPS	7.90	4.50	132%	86717
UCB	5 €25.67	-€3.55	-12%	81136	Osiris	7.79	0.65	9%	25779
ViroPharma	17.32	8.93	106%	238900	Osteologix	0.40	-0.11	-22%	1616
Zalicus <sup>84</sup>	1.58	0.75	90%	353813	ProStrakan <sup>7</sup>	103.5p	17p	20%	82794
<b>Group (33 companies)</b>			<b>-5.1%</b>		Santhera <sup>9</sup>	CHF8.60	-CHF16.75	-66%	2547

**Metabolic**

Actelion <sup>9</sup>	CHF51.2	-CHF4.0	-7%	236004
Aegerion <sup>4</sup>	14.17	4.67	49%	2206
Amicus Therap	4.70	0.73	18%	15982
Ardea	26.00	12.00	86%	32391
Bellus Health <sup>11</sup>	C0.16	-C0.02	-11%	68747
BioCryst	5.17	-1.29	-20%	137946
BioMarin	26.93	8.12	43%	258423
Dara BioSci <sup>36</sup>	3.30	-3.76	-53%	15874
Karo Bio <sup>10</sup>	SEK1.97	-SEK5.08	-72%	337796
Keryx	4.58	2.08	83%	508668
LifeCycle <sup>14</sup>	DKK1.31	-DKK3.89	-75%	56672
Marina Bio <sup>55,75</sup>	1.55	-1.69	-52%	56088
Phytopharm <sup>7</sup>	7.3p	-3.45p	-32%	38381
Pronova <sup>17</sup>	NOK9.4	-NOK8.2	-47%	58041
Protalix <sup>72</sup>	9.98	3.36	51%	124586
Raptor	3.64	1.81	99%	38624
RXi Pharma	2.58	-2.00	-44%	64183
Savient	11.14	-2.47	-18%	442332
Shire <sup>77</sup>	72.38	13.68	23%	914265
Talecris	23.30	1.03	5%	252060
Via Pharma	0.04	-0.16	-80%	6015
<b>Group (21 companies)</b>			<b>-11.1%</b>	

**Microarrays**

Affymetrix	5.03	-0.81	-14%	348324
CombiMatrix	2.15	-4.25	-66%	4881
DNA Chip <sup>19</sup>	¥32,650	-¥7,950	-20%	9
Illumina	63.34	32.66	106%	387083
<b>Group (4 companies)</b>			<b>-16.7%</b>	

**Microfluidics**

Caliper	6.34	3.80	150%	37258
Cepheid	22.75	10.27	82%	112590
<b>Group (2 companies)</b>			<b>115.9%</b>	

**Musculoskeletal**

Acorda	27.26	2.06	8%	170794
Anika	6.67	-0.96	-13%	9520

Company	\$Close Dec 31	YTD \$chg	YTD %chg	Total vol	Company	\$Close Dec 31	YTD \$chg	YTD %chg	Total vol
BioMimetic	12.70	0.77	6%	29383	Cortex	0.17	0.07	65%	23166
BioSpecifics	25.60	-3.75	-13%	4808	Cumberland	5.99	-7.60	-56%	19988
Bone Medical <sup>8</sup>	A0.04	-A0.09	-69%	3043	Cypress	6.48	0.71	12%	197105
Co.don <sup>2</sup>	€1.21	€0.65	115%	1976	Cytos <sup>9</sup>	CHF12.50	CHF0.05	0%	4092
Curasan <sup>2</sup>	€3.10	-€0.29	-9%	2157	CytRx	1.01	-0.11	-10%	189590
Cypress Biosci	6.48	0.71	12%	197105	Dara BioSci <sup>36</sup>	3.30	-3.76	-53%	15874
Cytokinetics	2.09	-0.82	-28%	73596	Depomed	6.36	3.01	90%	112586
Cytori <sup>35</sup>	5.19	-0.91	-15%	156350	D-Pharm <sup>20</sup>	NIS19.18	-NIS9.97	-34%	20560
Galapagos <sup>43</sup>	€11.88	€3.68	45%	19165	Elan <sup>18</sup>	5.73	-0.79	-12%	699332
GTx	2.65	-1.55	-37%	56994	Endo	35.71	15.19	74%	393712
Insmed	0.63	-0.14	-18%	211117	EpiCept <sup>41,42</sup>	0.87	-0.87	-50%	169827
Medivir <sup>10</sup>	SEK139.75	SEK59.25	74%	13562	Evotec <sup>2</sup>	€2.92	€0.79	37%	85422
NPS	7.90	4.50	132%	86717	ExonHit <sup>5</sup>	€2.05	-€1.62	-44%	33621
Osiris	7.79	0.65	9%	25779	GW Pharma <sup>7</sup>	112.5p	25.5p	29%	22728
Osteologix	0.40	-0.11	-22%	1616	Hemispherx	0.49	-0.07	-12%	283213
ProStrakan <sup>7</sup>	103.5p	17p	20%	82794	Icagen <sup>3</sup>	1.77	-1.85	-51%	25380
Santhera <sup>9</sup>	CHF8.60	-CHF16.75	-66%	2547	ImmuPharma <sup>7</sup>	87p	-8.25p	-9%	16461
Summit <sup>7</sup>	2.75p	-2.25p	-45%	81352	Infinity	5.93	-0.25	-4%	9779
TiGenix <sup>5</sup>	€1.26	-€2.54	-67%	27663	Ipsen <sup>5</sup>	€22.84	-€15.93	-41%	53743
Titan	1.19	-1.12	-48%	26572	IS Pharma <sup>7</sup>	82p	5.65p	7%	7166
Tongjitang <sup>81</sup>	4.27	0.47	12%	23796	Ista	5.14	0.58	13%	40066
Unigene	0.68	-0.04	-6%	16265	Jazz	19.68	11.80	150%	166260
<b>Group (25 companies)</b>			<b>-8.6%</b>		Labopharm <sup>13</sup>	0.97	-1.11	-53%	302601

**Neurology**

Acadia	1.20	-0.12	-9%	125985	LCT <sup>51</sup>	A0.14	-A0.09	-39%	175898
Acorda	27.26	2.06	8%	170794	Map Pharma	16.74	7.21	76%	44625
Acura	3.31	-2.02	-38%	23573	MediciNova <sup>58</sup>	4.71	-2.33	-33%	9353
Addex <sup>9</sup>	CHF9.81	-CHF3.99	-29%	1939	Medivation	15.17	-22.48	-60%	241538
Adolor	1.21	-0.25	-17%	67668	Nabi	5.79	0.89	18%	68055
Aeolus	0.68	0.20	42%	1471	Nektar	12.85	3.53	38%	193293
Akela Pharma <sup>11</sup>	C0.17	C0.00	0%	11179	Neuralstem	2.12	0.33	18%	69651
Alexza	1.25	-1.15	-48%	155023	Neurocrine	7.64	4.92	181%	157477
Alkermes	12.28	2.87	30%	280652	NeuroDiscovery <sup>8</sup>	A0.04	A0.008	23%	17068
Alliance Pharma <sup>7</sup>	31p	4.5p	17%	150323	NeurogesX	6.36	-1.35	-18%	12690
Allon <sup>11</sup>	C0.38	C0.06	19%	19046	NeuroSearch <sup>14</sup>	DKK95	DKK18	23%	38510
Alnylam	9.86	-7.76	-44%	56806	Newron <sup>9</sup>	CHF5.68	-CHF13.02	-70%	3640
Alseres	0.12	-0.08	-40%	1329	NuPathe <sup>4</sup>	9.06	-0.94	-9%	6632
Amorfix <sup>11</sup>	C0.47	-C0.12	-20%	23113	Nymox	7.04	2.48	54%	24238
Anesiva	0.0055	-0.16	-97%	45123	Omeros	8.24	1.22	17%	14397
Apollo <sup>8</sup>	A0.01	A0.002	20%	676099	Orexo <sup>10</sup>	SEK40.8	SEK4.2	11%	10179
Applied Neuro	0.03	-1.09	-98%	3413	Oxford Bio <sup>7</sup>	5.53p	-5.72p	-51%	147740
Arena	1.72	-1.83	-52%	1619152	Pacgen <sup>49,67</sup>	C0.05	C0.01	25%	1199
Athersys	2.47	-1.66	-40%	71579	Pain Therap	6.75	1.39	26%	44043
Avanir	4.08	2.18	115%	555114	Paion <sup>2</sup>	€2.24	-€0.31	-12%	14895
Avicena	0.0001	-0.0099	-99%	366	Phytopharm <sup>7</sup>	7.3p	-3.45p	-32%	38381
Bellus Health <sup>11</sup>	C0.16	-C0.02	-11%	68747	Pozen	6.65	0.67	11%	94569
BioDelivery	3.55	-0.38	-10%	36103	Prana <sup>70</sup>	1.25	-0.07	-5%	299899
BioLineRx <sup>20</sup>	NIS3.21	-NIS0.46	-13%	194554	Proximagen <sup>7</sup>	152p	42p	38%	11239
BioPhausia <sup>10</sup>	SEK0.91	-SEK0.72	-44%	343567	Questcor	14.73	9.98	210%	183007
Biotie <sup>27</sup>	€0.50	-€0.05	-9%	102026	Raptor	3.64	1.81	99%	38624
BioWest <sup>11,85</sup>	C0.28	-C0.23	-45%	1817	ReGen <sup>74</sup>	2.62p	0.24p	10%	160427
BTG <sup>7</sup>	231.4p	57.1p	33%	95645	ReNeuron <sup>7</sup>	6.45p	0.4p	7%	253795
Cadence	7.55	-2.12	-22%	90554	Repligen	4.69	0.58	14%	21818
Catalyst Pharma	0.99	0.36	57%	47588	Resverlogix <sup>11</sup>	C2.36	-C0.06	-2%	85464
Celgene	59.14	3.46	6%	914171	Rexahn	1.12	0.44	65%	257864
Cephalon	61.72	-0.70	-1%	381493	Sangamo	6.64	0.72	12%	65641
Chelse	7.50	4.80	178%	135838	Sanochemia <sup>2</sup>	€3.90	€1.10	39%	1571
Clinical Data	15.91	-2.35	-13%	31949	Santhera <sup>9</sup>	CHF8.60	-CHF16.75	-66%	2547
Corcept	3.86	1.08	39%	31707	Shire <sup>77</sup>	72.38	13.68	23%	914265
					Somaxon	3.15	2.07	192%	700753
					Sosei <sup>19</sup>	¥135,000	¥30,400	29%	264

See next page

**Fourth quarter price gainers**

Stocks with the greatest percentage price increase since Sep. 30, 2010. (Priced above \$2; daily share volume above 1,000. Share figures in 000s). Footnotes begin on page 10.

Company	Ticker	\$Close Dec 31	Qtr \$chg	Qtr %chg
Amarin <sup>18</sup>	NASDAQ:AMRN	8.20	5.62	218%
PharmAthene	NYSE-A:PIP	4.23	2.71	178%
InterMune	NASDAQ:ITMN	36.40	22.78	167%
Columbia Labs	NASDAQ:CBRX	2.27	1.19	110%
Emisphere	OTCBB:EMIS	2.41	1.26	110%
Exelixis	NASDAQ:EXEL	8.21	4.29	109%
Repros <sup>75</sup>	NASDAQ:RPRX	3.04	1.55	104%
Apricus Bio <sup>21,39</sup>	NASDAQ:APRI	3.47	1.74	101%
Nymox	NASDAQ:NYMX	7.04	3.47	97%
Sangamo	NASDAQ:SGMO	6.64	3.21	94%
Jazz	NASDAQ:JAZZ	19.68	8.95	83%
Mesoblast <sup>60</sup>	ASX:MSB	A4.67	A2.10	82%
Senomyx	NASDAQ:SNMX	7.13	3.15	79%
Sosei <sup>19</sup>	Tokyo:4565	¥135,000	¥59,500	79%
BioTime	NYSE-A:BTX	8.33	3.58	75%
Dynavax	NASDAQ:DVAX	3.20	1.37	75%
Cypress Biosci	NASDAQ:CYPB	6.48	2.63	68%
Xoma <sup>39</sup>	NASDAQ:XOMA	5.13	2.08	68%
Siga	NASDAQ:SIGA	14.00	5.54	65%
Aastrom <sup>3</sup>	NASDAQ:ASTM	2.56	1.01	65%
Spectrum Pharma	NASDAQ:SPPI	6.87	2.70	65%
Opko	NYSE-A:OPK	3.67	1.43	64%
Idenix	NASDAQ:IDIX	5.04	1.94	63%
Genomic Health	NASDAQ:GHDX	21.39	8.03	60%
Exiqon <sup>14</sup>	CSE:EXQ	DKK9.50	DKK3.55	60%
Caliper	NASDAQ:CALP	6.34	2.35	59%
Peregrine	NASDAQ:PPHM	2.30	0.85	59%
SciClone	NASDAQ:SCLN	4.18	1.54	58%
Amyris <sup>4</sup>	NASDAQ:AMRS	26.68	9.43	55%
Synta	NASDAQ:SNTA	6.12	2.13	53%

**Fourth quarter price decliners**

Stocks with the greatest percentage price decrease since Sep. 30, 2010. (Priced above \$2; daily share volume above 1,000. Share figures in 000s). Footnotes begin on page 10.

Company	Ticker	\$Close Dec 31	Qtr \$chg	Qtr %chg
Oragenics <sup>64</sup>	OTCBB:ORNI	3.00	-3.60	-55%
Savient	NASDAQ:SVNT	11.14	-11.73	-51%
Resverlogix <sup>11</sup>	TSX:RVX	C2.36	-C1.66	-41%
Cerus	NASDAQ:CERS	2.46	-1.38	-36%
Devgen <sup>5</sup>	Euronext:DEVG	€4.80	-€2.42	-34%
Genfit <sup>5</sup>	Euronext:ALGFT	€4.15	-€2.02	-33%
Tekmira <sup>25,88</sup>	NASDAQ:TKMR	4.50	-2.00	-31%
Intercell <sup>50</sup>	VSE:ICLL	€11.60	-€5.02	-30%
Amylin	NASDAQ:AMLN	14.71	-6.14	-29%
AB Science <sup>4,5</sup>	Euronext:AB	€8.00	-€2.78	-26%
Medinet <sup>19</sup>	Tokyo:2370	¥20,970	-¥7,030	-25%
Pharmacyclics	NASDAQ:PCYC	6.08	-2.00	-25%
China Nuokang <sup>32</sup>	NASDAQ:NKBP	3.79	-1.21	-24%
GTx	NASDAQ:GTXI	2.65	-0.79	-23%
Merrion <sup>59</sup>	ISE:MERR	€2.70	-€0.80	-23%
ExonHit <sup>5</sup>	Euronext:ALEHT	€2.05	-€0.56	-21%
Stentys <sup>4,5</sup>	Euronext:STNT	€9.50	-€2.50	-21%
Cytokinetics	NASDAQ:CYTK	2.09	-0.55	-21%
Neovacs <sup>4,5</sup>	Euronext:ALNEV	€2.40	-€0.60	-20%
Human Genome	NASDAQ:HGSI	23.89	-5.90	-20%
Alnylam	NASDAQ:ALNY	9.86	-2.41	-20%
Somaxon	NASDAQ:SOMX	3.15	-0.74	-19%
Athersys	NASDAQ:ATHX	2.47	-0.58	-19%
Deinove <sup>4,5</sup>	Euronext:ALDEI	€4.18	-€0.96	-19%
Zealand <sup>4,14</sup>	CSE:ZEAL	DKK70.00	-DKK16.00	-19%
Tengion <sup>4</sup>	NASDAQ:TNGN	2.54	-0.58	-19%
Cangene <sup>11</sup>	TSX:CNJ	C3.03	-C0.68	-18%
CanBas <sup>19</sup>	Tokyo:4575	¥754	-¥166	-18%
Cytos <sup>9</sup>	SIX:CYTN	CHF12.50	-CHF2.75	-18%
Cornerstone	NASDAQ:CRTX	5.79	-1.27	-18%

**Sector Performance, from previous page**

Company	\$Close Dec 31	YTD \$chg	YTD %chg	Total vol	Company	\$Close Dec 31	YTD \$chg	YTD %chg	Total vol
<b>Nutraceuticals</b>					<b>Other</b>				
Spectrum	6.87	2.43	55%	160533	Ista	5.14	0.58	13%	40066
StemCells	1.08	-0.18	-14%	359455	Novagal <sup>4,5</sup>	€3.40	€0.00	0%	682
Swedish Orphn <sup>10,79</sup>	SEK40.5	SEK12.7	46%	114759	Omeros	8.24	1.22	17%	14397
Sygnis Pharma <sup>2,41</sup>	€2.12	-€1.24	-37%	848	Opko	3.67	1.84	101%	72915
Targacept	26.50	5.60	27%	34986	OxiGene <sup>87</sup>	0.23	-0.91	-79%	319960
Teva <sup>18</sup>	52.13	-4.05	-7%	1643074	pSivida <sup>73</sup>	5.11	1.52	42%	19843
Titan	1.19	-1.12	-48%	26572	QLT <sup>13</sup>	7.33	2.37	48%	45354
Tongjitang <sup>81</sup>	4.27	0.47	12%	23796	Regeneron	32.83	8.65	36%	158602
Transcept	7.40	0.60	9%	7399	RegeneRx	0.21	-0.34	-62%	40595
Transition Therap <sup>13</sup>	1.94	-1.66	-46%	18244	Silence Therap <sup>7</sup>	7.55p	-10.95p	-59%	194754
UCB <sup>5</sup>	€25.67	-€3.55	-12%	81136	ThromboGenics <sup>5</sup>	€22.99	€7.92	53%	17409
Valeant <sup>13,82</sup>	28.29	14.33	103%	891792	<b>Group (21 companies)</b>			<b>-9.1%</b>	
Vanda	9.46	-1.79	-16%	100044	<b>Pharmacogenetics</b>				
Vernalis <sup>7</sup>	40.25p	-46.75p	-54%	16473	Cleveland BioLabs	7.22	3.91	118%	29905
XenoPort	8.52	-10.03	-54%	297140	Senomyx	7.13	3.36	89%	50567
Zalicus <sup>84</sup>	1.58	0.75	90%	353813	<b>Group (2 companies)</b>			<b>103.6%</b>	
Zogenix <sup>4</sup>	5.67	1.67	42%	6789	<b>Pharmacogenetics</b>				
<b>Group (112 companies)</b>			<b>-0.6%</b>		bioMerieux <sup>5</sup>	€73.82	-€7.86	-10%	12561
					<i>See next page</i>				

**Sector Performance,**  
from previous page

Company	\$Close Dec 31	YTD \$chg	YTD %chg	Total vol	\$Close Dec 31	YTD \$chg	YTD %chg	Total vol
<b>Group (12 companies)</b>			<b>0.3%</b>					
<b>Proteomics</b>								
Bruker	16.60	4.54	38%	201406				
HealthLinx <sup>8</sup>	A0.08	-A0.009	-10%	347727				
Helix <sup>46</sup>	C2.57	-C0.64	-20%	8469				
Hybrigenics <sup>5</sup>	€1.28	-€1.56	-55%	20026				
Miraculins <sup>49</sup>	C0.12	C0.06	92%	18842				
Proteome Sci <sup>7</sup>	35p	9.5p	37%	59690				
<b>Group (6 companies)</b>			<b>13.5%</b>					
<b>Pulmonary</b>								
Advanced Life	0.04	-0.14	-79%	303486				
Aeolus	0.68	0.20	42%	1471				
Alliance	0.0098	-0.0052	-35%	14079				
Anthera <sup>4</sup>	4.88	-2.12	-30%	11229				
Biotie <sup>27</sup>	€0.50	-€0.05	-9%	102026				
Cornerstone	5.79	-0.31	-5%	11076				
Discovery Lab <sup>39</sup>	3.33	-6.10	-65%	44261				
Gilead	36.24	-7.03	-16%	2922457				
Inspire	8.40	2.88	52%	132819				
InterMune	36.40	23.36	179%	542309				
Kamada <sup>20</sup>	NIS26.40	NIS8.40	47%	92777				
Map Pharma	16.74	7.21	76%	44625				
Mondobiotech <sup>9</sup>	CHF55.0	-CHF169.9	-76%	47				
Oxygen Bio <sup>66</sup>	1.92	-4.06	-68%	9590				
Pharmaxis <sup>68</sup>	A2.98	A0.26	10%	93163				
<b>Renal</b>								
Celldex	4.12	-0.55	-12%	148938				
CorMedix <sup>4</sup>	1.82	-1.38	-43%	2428				
Evolva <sup>9</sup>	CHF1.55	CHF0.51	49%	55904				
Silence Therap <sup>7</sup>	7.55p	-10.95p	-59%	194754				
<b>Group (4 companies)</b>			<b>-27.5%</b>					
<b>Supply/Service</b>								
Albany Mol Res	5.62	-3.46	-38%	20647				
AspenBio	0.6	-1.14	-65%	114421				
Asterand <sup>7</sup>	16.75p	-2.25p	-12%	19311				
Bachem <sup>9</sup>	CHF56.00	-CHF10.35	-16%	1358				
Biocon <sup>23</sup>	Rs421.75	Rs145.45	53%	232548				
Bioquanta <sup>5,26</sup>	€5.05	€2.38	89%	8				
Bio-Rad Labs	103.85	7.39	8%	17222				
Biotage <sup>10</sup>	SEK6.70	-SEK0.40	-6%	36348				
Biotest <sup>2</sup>	€48.89	€9.99	26%	1141				
Bruker	16.60	4.54	38%	201406				
CellSeed <sup>4,29</sup>	¥921	-¥579	-39%	10219				
Cerep <sup>5</sup>	€1.11	-€0.69	-38%	8740				
Charles River	35.54	1.85	5%	297998				
Codexis <sup>4</sup>	10.60	-2.40	-18%	22205				
Commonwealth	0.06	-0.32	-84%	11108				
Complete Gnmcs <sup>4</sup>	7.47	-1.53	-17%	6231				
CyBio <sup>2</sup>	€1.01	-€0.06	-6%	233				
Enzo	5.28	-0.10	-2%	35358				
Exiqon <sup>14</sup>	DKK9.5	DKK2.7	40%	10268				
Fluorotechnics <sup>8</sup>	A0.04	-A0.36	-91%	573				
Gen-Probe	58.35	15.43	36%	88098				
Harvard Bio	4.08	0.51	14%	23986				
Helicos	0.12	-0.91	-89%	132583				
HemaCare	0.55	-0.05	-8%	2412				
Human Stem <sup>48</sup>	RUB12.87	-RUB5.48	-30%	168940				
<b>Group (21 companies)</b>			<b>-5.1%</b>					
<b>Transplant</b>								
Isotechnika <sup>11</sup>	C0.25	C0.09	52%	50668				
LifeCycle <sup>14</sup>	DKK1.31-DKK3.89		-75%	56672				
Soligenix	0.19	-0.06	-24%	90859				
Tengion <sup>4</sup>	2.54	-2.46	-49%	3915				
Tissue Regenix <sup>7,86</sup>	11.75p	1.75p	18%	27878				
<b>Group (5 companies)</b>			<b>-24.0%</b>					
<b>Veterinary</b>								
AB Science <sup>4,5</sup>	€8.00	-€4.65	-37%	1195				
AspenBio	0.60	-1.14	-65%	114421				
BioGaia <sup>10</sup>	SEK96.00SEK16.00		20%	6060				
Heska <sup>47</sup>	4.96	-0.32	-6%	1923				
Idexx	69.22	15.77	30%	70852				
ImmuCell	3.20	-0.51	-14%	384				
Neogen	41.03	17.42	74%	21112				
Polydex	0.12	-0.09	-43%	515				
<b>Group (8 companies)</b>			<b>-9.9%</b>					

**BioCentury makes people think**

We know you have many choices for headlines. But if you need to know what the news means, there is only one journal — *BioCentury, the Bernstein Report on BioBusiness™* — that is recognized by key decision makers as the best source of perspective, interpretation and analysis for top managers and investors in the biotech community.

## Who raised money in the fourth quarter

The following breaks down the \$11.7 billion raised by 182 companies from the equity markets during the fourth quarter of 2010. The list was compiled from the Offerings & Securities Transactions section of BioCentury and BCIQ: BioCentury Online Intelligence. It shows gross proceeds. Sums are in millions. Overallotments are included.

### IPOs

Company	Ticker	Date	Shares(M)	Price(\$)	Raised(\$M)
Aegerion	NASDAQ:AEGR	22-Oct	5.0	9.50	47.5
Stentys	Euronext:STNT	22-Oct	1.9	€12.00	31.5
Pacific Bio	NASDAQ:PACB	26-Oct	12.5	16.00	200.0
Complete Genomics	NASDAQ:GNOM	10-Nov	6.0	9.00	54.0
Zogenix	NASDAQ:ZGNX	22-Nov	14.0	4.00	56.0
Anacor	NASDAQ:ANAC	23-Nov	13.4	5.00	66.9
Zealand	CSE:ZEAL	23-Nov	4.3	DKK86	68.4
Pharmsynthez	MICEX:LIFE	24-Nov	22.0	RUB24	16.8
Ventrus	NASDAQ:VTUS	16-Dec	2.9	6.00	17.4
Reva	ASX:RVA	21-Dec	7.7	A11.00	85.3
<b>Total</b>					<b>643.8</b>

### Venture rounds

Company	Date	Raised(\$M)
Convergence Pharma	4-Oct	35.4
Glythera	4-Oct	0.8
moksha8	4-Oct	61.0
Innovacell	6-Oct	5.9
Pathwork Diagnostics	6-Oct	30.0
BioSystem	11-Oct	1.0
Noxxon	12-Oct	44.0
Synosia	12-Oct	30.0
Redx Pharma	13-Oct	3.0
Atox Bio	14-Oct	2.1
EntreChem	14-Oct	2.0
NinePoint	14-Oct	33.0
Prolong	14-Oct	30.0
Dipexium	19-Oct	1.4
nanoTherics	19-Oct	1.8
Pearl Therap	19-Oct	69.0
Cerenis	21-Oct	65.5
Dicerna	21-Oct	29.0
Metabolic Solutions	21-Oct	23.5
aTyr Pharma	26-Oct	23.0
ContraFect	26-Oct	12.0
Hatchtech	26-Oct	6.3
Mind-NRG	27-Oct	2.1
Gene Security	1-Nov	12.0
Coronado Biosci	3-Nov	21.6
Karyopharm	3-Nov	20.0
mtm labs	8-Nov	63.3
23andMe	9-Nov	22.2
Biodesix	10-Nov	7.1
Vivacta	10-Nov	6.4
Aires	11-Nov	20.0
Arbor	11-Nov	17.5
Arbor	11-Nov	17.3
Ceregene	11-Nov	11.5
Syntaxin	11-Nov	29.0
Delenex	12-Nov	14.0
Cerulean	15-Nov	16.0
Beech Tree	16-Nov	7.0
RepRegen	16-Nov	1.7
Verastem	16-Nov	16.0

### Follow-ons

Company	Ticker	Date	Shares(M)	Price(\$)	Raised(\$M)
Chelsea Therap	NASDAQ:CHTP	1-Oct	8.2	4.90	40.3
Sunesis	NASDAQ:SNSS	1-Oct	44.1	0.35 (unit)	15.5
Sinclair	LSE:SPH	4-Oct	67.9	28p	30.0
Cytori	NASDAQ:CYTX	8-Oct	4.6	4.50	20.7
Regeneron	NASDAQ:REGN	8-Oct	6.3	28.00	177.1
Anadys	NASDAQ:ANDS	15-Oct	13.9	1.80	25.0
OncoGenex	NASDAQ:OGXI	19-Oct	3.2	15.75 (unit)	50.0
Ariad	NASDAQ:ARIA	26-Oct	16.0	3.70	59.2
GTx	NASDAQ:GTXI	27-Oct	14.3	2.80	40.0
Dynavax	NASDAQ:DVAX	28-Oct	26.5	1.70	45.0
Oncolytics	TSX:ONC	28-Oct	5.4	C4.60 (unit)	24.6
PharmAthene	NYSE-A:PIP	29-Oct	4.9	3.50	17.3
Exact Sciences	NASDAQ:EXAS	4-Nov	11.5	6.00	69.0
Cerus	NASDAQ:CERS	10-Nov	7.4	2.85 (unit)	21.0
Cadence	NASDAQ:CADX	11-Nov	12.5	8.00	100.0
Micromet	NASDAQ:MITI	11-Nov	9.9	7.30	72.3
Avanir	NASDAQ:AVNR	17-Nov	20.0	4.40	88.0
NeoStem	NYSE-A:NBS	19-Nov	6.3	1.45 (unit)	9.2
Somaxon	NASDAQ:SOMX	19-Nov	8.8	2.95	26.0
Sequenom	NASDAQ:SQNM	2-Dec	16.1	6.00	96.6
Geron	NASDAQ:GERN	7-Dec	20.0	5.00	100.0
Momenta	NASDAQ:MNTA	8-Dec	4.2	14.35	60.5
XenoPort	NASDAQ:XPNT	9-Dec	4.0	7.15	28.6
Aastrom	NASDAQ:ASTM	10-Dec	10.0	2.25 (unit)	22.5
Bioniche	TSX:BNC	10-Dec	11.5	C1.45	16.5
YM BioSci	TSX:YM	14-Dec	28.8	1.60	46.0
<b>Total</b>					<b>1,300.7</b>

See next page

All press releases, news announcements and story inquiries should be submitted to our news room at [pressreleases@biocentury.com](mailto:pressreleases@biocentury.com). Editorial announcements emailed to the Editor-in-Chief and/or the Publisher may not receive immediate attention and potential stories will be delayed.

**Venture rounds,**  
from previous page

Company	Date	Raised(\$M)
ApeX	17-Nov	ND
Sutro	17-Nov	20.0
Helix	23-Nov	2.5
Xention	23-Nov	12.8
Adimab	29-Nov	4.0
Covagen	29-Nov	6.3
BioTheryX	30-Nov	4.5
Regenesance	30-Nov	ND
Acylin	1-Dec	ND
Histogen	1-Dec	10.0
Indigix	1-Dec	1.5
SuppreMol	1-Dec	20.6
Sequentia	8-Dec	13.0
Tyrx	8-Dec	16.0
Tyrx	8-Dec	4.0
QuantaLife	10-Dec	17.2
Semprus	13-Dec	18.0
Boreal Genomics	15-Dec	6.9
Life Length	15-Dec	ND
PsiOxus	15-Dec	5.6
Provesica	16-Dec	6.3
Capricor	17-Dec	1.8
NovImmune	17-Dec	137.5
Carmot	20-Dec	ND
Bellicum	21-Dec	3.0
Crysalin	23-Dec	2.4
Noscira	29-Dec	25.0
<b>Total</b>		<b>1,153.1</b>

**Other offerings**

Company	Ticker	Date	Raised(\$M)	Description
Agennix	Xetra:AGX	1-Oct	105.6	Rights offering
Bionovo	NASDAQ:BNVI	1-Oct	3.0	Direct public offering
QRxPharma	ASX:QRX	1-Oct	13.4	Common
Celgene	NASDAQ:CELG	5-Oct	1,250.0	Sr notes
Cyclacel	NASDAQ:CYCC	5-Oct	15.2	Units
Amsterdam Mol	Euronext:AMT	6-Oct	19.6	Common
Bioheart	OTCBB:BHRT	6-Oct	1.0	Debt
IS Pharma	LSE:ISPH	6-Oct	5.6	Placing
DiaGenic	OSE:DIAG	7-Oct	11.9	Common
Cytomedix	NYSE-A:GTF	11-Oct	1.5	Direct public offering
Pluristem	NASDAQ:PSTI	12-Oct	5.3	Common and wts
Spherix	NASDAQ:SPEX	12-Oct	5.3	Units
Discovery Labs	NASDAQ:DSCOD	13-Oct	0.5	Units
Alimera	NASDAQ:ALIM	14-Oct	6.3	Debt
Cubist	NASDAQ:CBST	19-Oct	450.0	Sr convert notes
Galapagos	Euronext:GLPG	19-Oct	39.8	Common
ChemGenex	ASX:CXS	22-Oct	9.8	Convert notes
Ore Pharma	Pink:ORXE	22-Oct	4.2	Notes
Ore Pharma	Pink:ORXE	22-Oct	1.1	Common
Biovest	OTCQB:BVTI	25-Oct	7.0	Convert notes and wts
Dara	NASDAQ:DARA	25-Oct	1.4	Direct public units
iBio	OTCBB:IBPM	27-Oct	6.0	Common and wts
InVivo	OTCBB:NVIV	27-Oct	10.5	Units
PDL	NASDAQ:PDLI	27-Oct	88.0	Sr convert notes
ThromboGenics	Euronext:THR	27-Oct	3.9	Wt exercise
Sirona	TSX-V:SBM	28-Oct	1.0	Units
Aveo	NASDAQ:AVEO	29-Oct	60.8	Common
Kane Bio	TSX-V:KNE	2-Nov	0.2	Units
Stem Cell Therap	TSX-V:SSS	2-Nov	1.8	Wt exercise
CardioGenics	OTCBB:CGNH	4-Nov	1.9	Common
Sernova	TSX-V:SVA	5-Nov	1.0	Units
EpiCept	NASDAQ:EPCT	8-Nov	2.0	Direct public offering
Hutchison China	LSE:HCM	8-Nov	12.5	Convert pref
Marina Bio	NASDAQ:MRNA	8-Nov	3.3	Direct public offering
Neoprobe	OTCBB:NEOP	8-Nov	6.0	Direct public offering
BiondVax	Tel Aviv:BNDX	9-Nov	1.3	Equity-based line of credit
Lorus	TSX:LOR	9-Nov	4.6	Rights offering units
Oxis	OTCBB:OXIS	9-Nov	0.3	Convert pref
IS Pharma	LSE:ISPH	10-Nov	20.1	Placing
ValiRx	LSE:VAL	10-Nov	0.4	Placing
Synta	NASDAQ:SNTA	11-Nov	5.0	Common
BSD Medical	NASDAQ:BSDM	15-Nov	10.4	Direct public offering
Stellar Bio	TSX-V:KLH	15-Nov	3.7	Units
biOasis	TSX-V:BTI	16-Nov	1.0	Units
KV Pharma	NYSE:KVA	17-Nov	60.0	Debt
Lpath	OTCBB:LPTN	17-Nov	4.9	Common
Clavis	OSE:CLAVIS	18-Nov	25.7	Common
Endo	NASDAQ:ENDP	18-Nov	400.0	Sr notes
iBio	OTCBB:IBPM	18-Nov	2.0	Common and wts
Valeant	NYSE:VRX	18-Nov	1,000.0	Sr notes
Anavex	OTCBB:AVXL	19-Nov	1.1	Units
NeoStem	NYSE-A:NBS	19-Nov	10.1	Direct public units
PharmaGap	TSX-V:GAP	19-Nov	0.6	Units
Protox	TSX:PRX	19-Nov	9.8	Units
QRxPharma	ASX:QRX	19-Nov	5.7	Common
Bacterin	OTCBB:BIHI	22-Nov	1.0	Wt exercise
Biotie	HSE:BTHIV	22-Nov	0.7	Equity-based line of credit
Anacor	NASDAQ:ANAC	23-Nov	10.0	Common
Grifols	Madrid:GRF	24-Nov	1,500.0	Debt

**The search for intelligent life**

We know you have many choices for headlines. But finding real intelligence is a lot harder. That's why top managers and investors in the life sciences community depend on *BioCentury, the Bernstein Report on BioBusiness™* for its leading perspective on the strategic issues essential to the formation, development and sustainability of life science ventures in 2011 and beyond.

**'It's the BioCentury'™**

See next page

**Other Offerings,**  
from previous page

Company	Ticker	Date	Raised(\$M)	Description
Grifols	Madrid:GRF	24-Nov	1,600.0	Debt
Alliance Pharma	LSE:APH	25-Nov	3.1	Debt
Bavarian Nordic	CSE:BAVA	30-Nov	36.4	Common
Rosetta	NASDAQ:ROSG	30-Nov	2.5	Common and wts
Anavex	OTCBB:AVXL	1-Dec	0.1	Units
China Medical	NASDAQ:CMED	1-Dec	150.0	Sr convert notes
Lorus	TSX:LOR	1-Dec	1.7	Common
Medivir	SSE:MVIR B	3-Dec	40.5	Common
Pharming	Euronext:PHARM	3-Dec	15.9	Debt
ThromboGenics	Euronext:THR	3-Dec	74.2	Common
Bio-Rad	NYSE:BIO	6-Dec	425.0	Sr notes
Microbix	TSX:MBX	6-Dec	0.6	Units
Neurologix	OTCBB:NRGX	6-Dec	7.0	Debt
Pharming	Euronext:PHARM	6-Dec	21.4	Common and wts
Galapagos	Euronext:GLPG	7-Dec	0.9	Wt exercise
Biotie	HSE:BTHIV	8-Dec	0.7	Equity-based line of credit
IGI Labs	NYSE-A:IG	8-Dec	6.5	Common
Zealand	CSE:ZEAL	8-Dec	4.0	Wt exercise
Life Tech	NASDAQ:LIFE	9-Dec	800.0	Sr notes
Access Pharma	OTCBB:ACCP	10-Dec	6.0	Direct public units
Intl Stem Cell	OTCBB:ISCO	13-Dec	0.5	Equity-based line of credit
ReNeuron	LSE:RENE	13-Dec	15.8	Placing
Sareum	LSE:SAR	13-Dec	0.4	Placing
Miraculins	TSX-V:MOM	15-Dec	0.7	Units
WaferGen	OTCBB:WGBS	15-Dec	5.0	Convert pref
WaferGen	OTCBB:WGBS	15-Dec	2.0	Debt
Willex	Xetra:WL6	17-Dec	6.6	Debt
OctoPlus	Euronext:OCTO	20-Dec	5.2	Common
Cambridge Heart	OTCBB:CAMH	21-Dec	2.9	Units
Hutchison China	LSE:HCM	21-Dec	7.7	Convert pref
Karo Bio	SSE:KARO	22-Dec	47.5	Rights offering
NanoViricides	OTCBB:NNVC	22-Dec	2.5	Convert pref
Newron	SIX:NWRN	22-Dec	3.6	Common
Biotec Pharmacon	OSE:BIOTEC	23-Dec	3.7	Common
Cambridge Heart	OTCBB:CAMH	23-Dec	0.8	Wt exercise
Cleveland BioLabs	NASDAQ:CBLI	23-Dec	8.4	Direct public offering
BioSante	NASDAQ:BPAX	27-Dec	18.0	Direct public units
DiaMedica	TSX-V:DMA	28-Dec	2.7	Wt exercise
Provectus	OTCBB:PVCT	28-Dec	1.0	Common
Dara	NASDAQ:DARA	29-Dec	4.8	Direct public units
Adv Cell Tech	OTCBB:ACTC	31-Dec	4.0	Pref
<b>Total</b>			<b>8,574.9</b>	

### Don't just search for intelligent life ...

We'll deliver it to your inbox. Set up an email alert on topics you are interested in, and we will notify you when we publish new content. To start, click on "Set Email Alerts" from the home page or [right here](#).

## BioCentury

THE BERNSTEIN REPORT ON BIOBUSINESS™

### Editorial & Research

#### Newsroom:

[pressreleases@biocentury.com](mailto:pressreleases@biocentury.com)

**San Carlos, CA:** +1 650-595-5333;  
Fax: +1 650-595-5589

**Chicago:** +1 312-755-0798;  
Fax: +1 312-755-0658

**Washington, DC:** +1 202-462-9582;  
Fax: +1 202-667-2922

**Oxford, UK:** +44 (0)1865-512184;  
Fax: +1 650-595-5589

[www.biocentury.com](http://www.biocentury.com)

Editor-in-Chief: Karen Bernstein, Ph.D.

Managing Editor: Jeff Cranmer

Director of Research: Walter Yang

Research Managers: Juli Balestrieri,  
Meredith Durkin

Senior Editors: Susan Schaeffer,  
Steve Edelson (SciBX),  
Steve Usdin (Washington)

Senior Writers: Aaron Bouchie,  
Michael Flanagan, Tim Fulmer, Ph.D.,  
Michael J. Haas, Stacy Lawrence,  
Erin McCallister, Lev Osherovich, Ph.D.

Staff Writers: Chris Cain, Ph.D.,  
Matt Crockett, Stephen Hansen,  
Kevin Lehnbeuter, Kai-Jye Lou,  
Lauren Martz, Brian Moy, Derek Smith

### BioCentury

BioCentury®; The Bernstein Report on BioBusiness™; Because Real Intelligence is Hard to Find; BCIQ; The BioCentury 100; and The Clear Route to ROI are trademarks of BIOCENTURY PUBLICATIONS, INC. All contents Copyright © 2011, BIOCENTURY PUBLICATIONS, INC. ALL RIGHTS RESERVED. SciBX and SciBX: Science-Business eXchange are trademarks of Nature America, Inc. that are jointly used by BioCentury Publications, Inc. and Nature America, Inc. No part of BioCentury's Publications or Website may be copied, reproduced, retransmitted, disseminated, sold, distributed, published, broadcast, circulated, commercially exploited or used to create derivative works without the written consent of BioCentury.

Information provided by BioCentury's Publications and Website is gathered from sources that BioCentury believes are reliable; however, BioCentury does not guarantee the accuracy, completeness, or timeliness of the information, nor does BioCentury make any warranties of any kind regarding the information. The contents of BioCentury's Publications and Website are not intended as investment, business, tax or legal advice, and BioCentury is not responsible for any investment, business, tax or legal opinions cited therein.